



Nimra College of Pharmacy

Estd By : Nimra Educational Society (A Muslim Minority Society)
Approved by Pharmacy Council of India (PCI), New Delhi.
Affiliated to JNTU, Kakinada, Permitted by Govt. of A.P.
E-mail : principalncp@yahoo.in Website : www.nimra.in



Student Satisfaction Survey

Key Indicator - 2.7.1

Under Criterion II of Teaching – Learning and Evaluation

Guidelines for Students

NAAC (National Assessment and accreditation council) is conducting a Student Satisfaction Survey regarding Teaching – Learning and Evaluation, which will help to upgrade the quality in higher education. A student will have to respond to all the questions given in the following format with her/his sincere effort and thought. Her/his identity will not be revealed.

A) Please confirm this is the first and only time you answer this survey.

a) Yes b) No

B) Age: 19

C) College Name: Nimra college of pharmacy

D) Gender: a) Female b) Male c) Transgender

E) What degree program are you pursuing now?

a) Bachelor's b) Master's c) MPhil
d) Doctorate e) Other ()

F) What subject area are you currently pursuing?

a) Arts b) Commerce c) Science
d) Professional e) Other: (B. pharmacy)

Instructions to fill the questionnaire

- All questions should be compulsorily attempted.
- Each question has five responses, choose the most appropriate one.
- The response to the qualitative question no. 21 is student's opportunity to give suggestions or improvements; she/he can also mention weaknesses of the institute here. (Kindly restrict your response to teaching learning process only)

Criterion II – Teaching–Learning and Evaluation
Student Satisfaction Survey on Teaching Learning Process

Following are questions for online student satisfaction survey regarding teaching learning process.

1. How much of the syllabus was covered in the class?
 - 4 – 85 to 100%
 - 3 – 70 to 84% ✓
 - 2 – 55 to 69%
 - 1 – 30 to 54%
 - 0 – Below 30%
2. How well did the teachers prepare for the classes?
 - ✓ 4 – Thoroughly
 - 3 – Satisfactorily
 - 2 – Poorly
 - 1 – Indifferently
 - 0 – Won't teach at all
3. How well were the teachers able to communicate?
 - ✓ 4 – Always effective
 - 3 – Sometimes effective
 - 2 – Just satisfactorily
 - 1 – Generally ineffective
 - 0 – Very poor communication
4. The teacher's approach to teaching can best be described as
 - ✓ 4 – Excellent
 - 3 – Very good
 - 2 – Good
 - 1 – Fair
 - 0 – Poor
5. Fairness of the internal evaluation process by the teachers.
 - 4 – Always fair
 - ✓ 3 – Usually fair
 - 2 – Sometimes unfair
 - 1 – Usually unfair
 - 0 – Unfair
6. Was your performance in assignments discussed with you?
 - 4 – Every time
 - ✓ 3 – Usually
 - 2 – Occasionally/Sometimes
 - 1 – Rarely
 - 0 – Never
7. The institute takes active interest in promoting internship, student exchange, field visit opportunities for students.
 - ✓ 4 – Regularly
 - 3 – Often
 - 2 – Sometimes
 - 1 – Rarely
 - 0 – Never

8. The teaching and mentoring process in your institution facilitates you in cognitive, social and emotional growth.

- 4 – Significantly
- 3 – Very well
- 2 – Moderately
- 1 – Marginally
- 0 – Not at all

9. The institution provides multiple opportunities to learn and grow.

- 4 – Strongly agree
- 3 – Agree
- 2 – Neutral
- 1 – Disagree
- 0 – Strongly disagree

10. Teachers inform you about your expected competencies, course outcomes and programme outcomes.

- 4 – Every time
- 3 – Usually
- 2 – Occasionally/Sometimes
- 1 – Rarely
- 0 – Never

11. Your mentor does a necessary follow-up with an assigned task to you.

- 4 – Every time
- 3 – Usually
- 2 – Occasionally/Sometimes
- 1 – Rarely
- 0 – I don't have a mentor

12. The teachers illustrate the concepts through examples and applications.

- 4 – Every time
- 3 – Usually
- 2 – Occasionally/Sometimes
- 1 – Rarely
- 0 – Never

13. The teachers identify your strengths and encourage you with providing right level of challenges.

- 4 – Fully
- 3 – Reasonably
- 2 – Partially
- 1 – Slightly
- 0 – Unable to

14. Teachers are able to identify your weaknesses and help you to overcome them.

- 4 – Every time
- 3 – Usually
- 2 – Occasionally/Sometimes
- 1 – Rarely
- 0 – Never

15. The institution makes effort to engage students in the monitoring, review and continuous quality improvement of the teaching learning process.

4 – Strongly agree

3 – Agree

2 – Neutral

1 – Disagree

0 – Strongly disagree

16. The institute/ teachers use student centric methods, such as experiential learning, participative learning and problem solving methodologies for enhancing learning experiences.

4 – To a great extent

3 – Moderate

2 – Some what

1 – Very little

0 – Not at all

17. Teachers encourage you to participate in extracurricular activities.

4 – Strongly agree

3 – Agree

2 – Neutral

1 – Disagree

0 – Strongly disagree

18. Efforts are made by the institute/ teachers to inculcate soft skills, life skills and employability skills to make you ready for the world of work.

4 – To a great extent

3 – Moderate

2 – Some what

1 – Very little

0 – Not at all

19. What percentage of teachers use ICT tools such as LCD projector, Multimedia, etc. while teaching.

4 – Above 90%

3 – 70 – 89%

2 – 50 – 69%

1 – 30 – 49%

20. The overall quality of teaching-learning process in your institute is very good.

4 – Strongly agree

3 – Agree

2 – Neutral

1 – Disagree

0 – Strongly disagree

21. Give three observation / suggestions to improve the overall teaching – learning experience in your institution.

a)

b)

c)



Nimra College of Pharmacy

Estd By : Nimra Educational Society (A Muslim Minority Society)
Approved by Pharmacy Council of India (PCI), New Delhi.
Affiliated to JNTU, Kakinada, Permitted by Govt. of A.P.
E-mail : principalncp@yahoo.in Website : www.nimra.in



Student Satisfaction Survey

Key Indicator - 2.7.1

Under Criterion II of Teaching – Learning and Evaluation

Guidelines for Students

NAAC (National Assessment and accreditation council) is conducting a Student Satisfaction Survey regarding Teaching – Learning and Evaluation, which will help to upgrade the quality in higher education. A student will have to respond to all the questions given in the following format with her/his sincere effort and thought. Her/his identity will not be revealed.

A) Please confirm this is the first and only time you answer this survey.

a) Yes b) No

B) Age: 19 C) College Name: Nimra college of pharmacy.

D) Gender: a) Female b) Male c) Transgender

E) What degree program are you pursuing now?

a) Bachelor's b) Master's c) MPhil
d) Doctorate e) Other ()

F) What subject area are you currently pursuing?

a) Arts b) Commerce c) Science
d) Professional e) Other: (B pharmacy)

Instructions to fill the questionnaire

- All questions should be compulsorily attempted.
- Each question has five responses, choose the most appropriate one.
- The response to the qualitative question no. 21 is student's opportunity to give suggestions or improvements; she/he can also mention weaknesses of the institute here. (Kindly restrict your response to teaching learning process only)

Criterion II – Teaching–Learning and Evaluation
Student Satisfaction Survey on Teaching Learning Process

Following are questions for online student satisfaction survey regarding teaching learning process.

1. How much of the syllabus was covered in the class?
 - 4 – 85 to 100%
 - 3 – 70 to 84%
 - 2 – 55 to 69%
 - 1 – 30 to 54%
 - 0 – Below 30%
2. How well did the teachers prepare for the classes?
 - 4 – Thoroughly
 - 3 – Satisfactorily
 - 2 – Poorly
 - 1 – Indifferently
 - 0 – Won't teach at all
3. How well were the teachers able to communicate?
 - 4 – Always effective
 - 3 – Sometimes effective
 - 2 – Just satisfactorily
 - 1 – Generally ineffective
 - 0 – Very poor communication
4. The teacher's approach to teaching can best be described as
 - 4 – Excellent
 - 3 – Very good
 - 2 – Good
 - 1 – Fair
 - 0 – Poor
5. Fairness of the internal evaluation process by the teachers.
 - 4 – Always fair
 - 3 – Usually fair
 - 2 – Sometimes unfair
 - 1 – Usually unfair
 - 0 – Unfair
6. Was your performance in assignments discussed with you?
 - 4 – Every time
 - 3 – Usually
 - 2 – Occasionally/Sometimes
 - 1 – Rarely
 - 0 – Never
7. The institute takes active interest in promoting internship, student exchange, field visit opportunities for students.
 - 4 – Regularly
 - 3 – Often
 - 2 – Sometimes
 - 1 – Rarely
 - 0 – Never

8. The teaching and mentoring process in your institution facilitates you in cognitive, social and emotional growth.

- 4 – Significantly
- ~~3~~ – Very well
- 2 – Moderately
- 1 – Marginally
- 0 – Not at all

9. The institution provides multiple opportunities to learn and grow.

- ~~4~~ – Strongly agree
- 3 – Agree
- 2 – Neutral
- 1 – Disagree
- 0 – Strongly disagree

10. Teachers inform you about your expected competencies, course outcomes and programme outcomes.

- 4 – Every time
- ~~3~~ – Usually
- 2 – Occasionally/Sometimes
- 1 – Rarely
- 0 – Never

11. Your mentor does a necessary follow-up with an assigned task to you.

- ~~4~~ – Every time
- 3 – Usually
- 2 – Occasionally/Sometimes
- 1 – Rarely
- 0 – I don't have a mentor

12. The teachers illustrate the concepts through examples and applications.

- 4 – Every time
- ~~3~~ – Usually
- 2 – Occasionally/Sometimes
- 1 – Rarely
- 0 – Never

13. The teachers identify your strengths and encourage you with providing right level of challenges.

- ~~4~~ – Fully
- 3 – Reasonably
- 2 – Partially
- 1 – Slightly
- 0 – Unable to

14. Teachers are able to identify your weaknesses and help you to overcome them.

- 4 – Every time
- ~~3~~ – Usually
- 2 – Occasionally/Sometimes
- 1 – Rarely
- 0 – Never

15. The institution makes effort to engage students in the monitoring, review and continuous quality improvement of the teaching learning process.

- 4 – Strongly agree
- 3 – Agree
- 2 – Neutral
- 1 – Disagree
- 0 – Strongly disagree

16. The institute/ teachers use student centric methods, such as experiential learning, participative learning and problem solving methodologies for enhancing learning experiences.

- 4 – To a great extent
- 3 – Moderate
- 2 – Some what
- 1 – Very little
- 0 – Not at all

17. Teachers encourage you to participate in extracurricular activities.

- 4 – Strongly agree
- 3 – Agree
- 2 – Neutral
- 1 – Disagree
- 0 – Strongly disagree

18. Efforts are made by the institute/ teachers to inculcate soft skills, life skills and employability skills to make you ready for the world of work.

- 4 – To a great extent
- 3 – Moderate
- 2 – Some what
- 1 – Very little
- 0 – Not at all

19. What percentage of teachers use ICT tools such as LCD projector, Multimedia, etc. while teaching.

- 4 – Above 90%
- 3 – 70 – 89%
- 2 – 50 – 69%
- 1 – 30 – 49%

20. The overall quality of teaching-learning process in your institute is very good.

- 4 – Strongly agree
- 3 – Agree
- 2 – Neutral
- 1 – Disagree
- 0 – Strongly disagree

21. Give three observation / suggestions to improve the overall teaching – learning experience in your institution.

- a)
- b)
- c)



Nimra College of Pharmacy

Estd By : Nimra Educational Society (A Muslim Minority Society)
Approved by Pharmacy Council of India (PCI), New Delhi.
Affiliated to JNTU, Kakinada, Permitted by Govt. of A.P.
E-mail : principalncp@yahoo.in Website : www.nimra.in



Student Satisfaction Survey

Key Indicator - 2.7.1

Under Criterion II of Teaching – Learning and Evaluation

Guidelines for Students

NAAC (National Assessment and accreditation council) is conducting a Student Satisfaction Survey regarding Teaching – Learning and Evaluation, which will help to upgrade the quality in higher education. A student will have to respond to all the questions given in the following format with her/his sincere effort and thought. Her/his identity will not be revealed.

A) Please confirm this is the first and only time you answer this survey.

a) Yes b) No

B) Age: 19 years C) College Name: NIMRA college of pharmacy

D) Gender: a) Female b) Male c) Transgender

E) What degree program are you pursuing now?

a) Bachelor's b) Master's c) MPhil
d) Doctorate e) Other ()

F) What subject area are you currently pursuing?

a) Arts b) Commerce c) Science
d) Professional e) Other: (B-Pharmacy)

Instructions to fill the questionnaire

- All questions should be compulsorily attempted.
- Each question has five responses, choose the most appropriate one.
- The response to the qualitative question no. 21 is student's opportunity to give suggestions or improvements; she/he can also mention weaknesses of the institute here. (Kindly restrict your response to teaching learning process only)

Criterion II – Teaching–Learning and Evaluation
Student Satisfaction Survey on Teaching Learning Process

Following are questions for online student satisfaction survey regarding teaching learning process.

1. How much of the syllabus was covered in the class?
 - 4 – 85 to 100%
 - 3 – 70 to 84%
 - 2 – 55 to 69%
 - 1 – 30 to 54%
 - 0 – Below 30%
2. How well did the teachers prepare for the classes?
 - 4 – Thoroughly
 - 3 – Satisfactorily
 - 2 – Poorly
 - 1 – Indifferently
 - 0 – Won't teach at all
3. How well were the teachers able to communicate?
 - 4 – Always effective
 - 3 – Sometimes effective
 - 2 – Just satisfactorily
 - 1 – Generally ineffective
 - 0 – Very poor communication
4. The teacher's approach to teaching can best be described as
 - 4 – Excellent
 - 3 – Very good
 - 2 – Good
 - 1 – Fair
 - 0 – Poor
5. Fairness of the internal evaluation process by the teachers.
 - 4 – Always fair
 - 3 – Usually fair
 - 2 – Sometimes unfair
 - 1 – Usually unfair
 - 0 – Unfair
6. Was your performance in assignments discussed with you?
 - 4 – Every time
 - 3 – Usually
 - 2 – Occasionally/Sometimes
 - 1 – Rarely
 - 0 – Never
7. The institute takes active interest in promoting internship, student exchange, field visit opportunities for students.
 - 4 – Regularly
 - 3 – Often
 - 2 – Sometimes
 - 1 – Rarely
 - 0 – Never

8. The teaching and mentoring process in your institution facilitates you in cognitive, social and emotional growth.

- 4 – Significantly
- 3 – Very well
- 2 – Moderately
- 1 – Marginally
- 0 – Not at all

9. The institution provides multiple opportunities to learn and grow.

- 4 – Strongly agree
- 3 – Agree
- 2 – Neutral
- 1 – Disagree
- 0 – Strongly disagree

10. Teachers inform you about your expected competencies, course outcomes and programme outcomes.

- 4 – Every time
- 3 – Usually
- 2 – Occasionally/Sometimes
- 1 – Rarely
- 0 – Never

11. Your mentor does a necessary follow-up with an assigned task to you.

- 4 – Every time
- 3 – Usually
- 2 – Occasionally/Sometimes
- 1 – Rarely
- 0 – I don't have a mentor

12. The teachers illustrate the concepts through examples and applications.

- 4 – Every time
- 3 – Usually
- 2 – Occasionally/Sometimes
- 1 – Rarely
- 0 – Never

13. The teachers identify your strengths and encourage you with providing right level of challenges.

- 4 – Fully
- 3 – Reasonably
- 2 – Partially
- 1 – Slightly
- 0 – Unable to

14. Teachers are able to identify your weaknesses and help you to overcome them.

- 4 – Every time
- 3 – Usually
- 2 – Occasionally/Sometimes
- 1 – Rarely
- 0 – Never

15. The institution makes effort to engage students in the monitoring, review and continuous quality improvement of the teaching learning process.

4 – Strongly agree

3 – Agree

2 – Neutral

1 – Disagree

0 – Strongly disagree

16. The institute/ teachers use student centric methods, such as experiential learning, participative learning and problem solving methodologies for enhancing learning experiences.

4 – To a great extent

3 – Moderate

2 – Some what

1 – Very little

0 – Not at all

17. Teachers encourage you to participate in extracurricular activities.

4 – Strongly agree

3 – Agree

2 – Neutral

1 – Disagree

0 – Strongly disagree

18. Efforts are made by the institute/ teachers to inculcate soft skills, life skills and employability skills to make you ready for the world of work.

4 – To a great extent

3 – Moderate

2 – Some what

1 – Very little

0 – Not at all

19. What percentage of teachers use ICT tools such as LCD projector, Multimedia, etc. while teaching.

4 – Above 90%

3 – 70 – 89%

2 – 50 – 69%

1 – 30 – 49%

20. The overall quality of teaching-learning process in your institute is very good.

4 – Strongly agree

3 – Agree

2 – Neutral

1 – Disagree

0 – Strongly disagree

21. Give three observation / suggestions to improve the overall teaching – learning experience in your institution.

a)

b)

c)



Nimra College of Pharmacy

Estd By : Nimra Educational Society (A Muslim Minority Society)
Approved by Pharmacy Council of India (PCI), New Delhi.
Affiliated to JNTU, Kakinada, Permitted by Govt. of A.P.
E-mail : principalncp@yahoo.in Website : www.nimra.in



Student Satisfaction Survey

Key Indicator - 2.7.1

Under Criterion II of Teaching – Learning and Evaluation

Guidelines for Students

NAAC (National Assessment and accreditation council) is conducting a Student Satisfaction Survey regarding Teaching – Learning and Evaluation, which will help to upgrade the quality in higher education. A student will have to respond to all the questions given in the following format with her/his sincere effort and thought. Her/his identity will not be revealed.

A) Please confirm this is the first and only time you answer this survey.

a) Yes b) No

B) Age: 19

C) College Name: Nimra College of Pharmacy

D) Gender: a) Female b) Male c) Transgender

E) What degree program are you pursuing now?

a) Bachelor's b) Master's c) MPhil
d) Doctorate e) Other ()

F) What subject area are you currently pursuing?

a) Arts b) Commerce c) Science
d) Professional e) Other: (B.Pharmacy)

Instructions to fill the questionnaire

- All questions should be compulsorily attempted.
- Each question has five responses, choose the most appropriate one.
- The response to the qualitative question no. 21 is student's opportunity to give suggestions or improvements; she/he can also mention weaknesses of the institute here. (Kindly restrict your response to teaching learning process only)

Criterion II – Teaching–Learning and Evaluation
Student Satisfaction Survey on Teaching Learning Process

Following are questions for online student satisfaction survey regarding teaching learning process.

1. How much of the syllabus was covered in the class?
 - 4 – 85 to 100%
 - 3 – 70 to 84%
 - 2 – 55 to 69%
 - 1 – 30 to 54%
 - 0 – Below 30%
2. How well did the teachers prepare for the classes?
 - 4 – Thoroughly
 - 3 – Satisfactorily
 - 2 – Poorly
 - 1 – Indifferently
 - 0 – Won't teach at all
3. How well were the teachers able to communicate?
 - 4 – Always effective
 - 3 – Sometimes effective
 - 2 – Just satisfactorily
 - 1 – Generally ineffective
 - 0 – Very poor communication
4. The teacher's approach to teaching can best be described as
 - 4 – Excellent
 - 3 – Very good
 - 2 – Good
 - 1 – Fair
 - 0 – Poor
5. Fairness of the internal evaluation process by the teachers.
 - 4 – Always fair
 - 3 – Usually fair
 - 2 – Sometimes unfair
 - 1 – Usually unfair
 - 0 – Unfair
6. Was your performance in assignments discussed with you?
 - 4 – Every time
 - 3 – Usually
 - 2 – Occasionally/Sometimes
 - 1 – Rarely
 - 0 – Never
7. The institute takes active interest in promoting internship, student exchange, field visit opportunities for students.
 - 4 – Regularly
 - 3 – Often
 - 2 – Sometimes
 - 1 – Rarely
 - 0 – Never

8. The teaching and mentoring process in your institution facilitates you in cognitive, social and emotional growth.

- 4 – Significantly
- 3 – Very well
- 2 – Moderately
- 1 – Marginally
- 0 – Not at all

9. The institution provides multiple opportunities to learn and grow.

- 4 – Strongly agree
- 3 – Agree
- 2 – Neutral
- 1 – Disagree
- 0 – Strongly disagree

10. Teachers inform you about your expected competencies, course outcomes and programme outcomes.

- 4 – Every time
- 3 – Usually
- 2 – Occasionally/Sometimes
- 1 – Rarely
- 0 – Never

11. Your mentor does a necessary follow-up with an assigned task to you.

- 4 – Every time
- 3 – Usually
- 2 – Occasionally/Sometimes
- 1 – Rarely
- 0 – I don't have a mentor

12. The teachers illustrate the concepts through examples and applications.

- 4 – Every time
- 3 – Usually
- 2 – Occasionally/Sometimes
- 1 – Rarely
- 0 – Never

13. The teachers identify your strengths and encourage you with providing right level of challenges.

- 4 – Fully
- 3 – Reasonably
- 2 – Partially
- 1 – Slightly
- 0 – Unable to

14. Teachers are able to identify your weaknesses and help you to overcome them.

- 4 – Every time
- 3 – Usually
- 2 – Occasionally/Sometimes
- 1 – Rarely
- 0 – Never

15. The institution makes effort to engage students in the monitoring, review and continuous quality improvement of the teaching learning process.

- 4 – Strongly agree
- 3 – Agree
- 2 – Neutral
- 1 – Disagree
- 0 – Strongly disagree

16. The institute/ teachers use student centric methods, such as experiential learning, participative learning and problem solving methodologies for enhancing learning experiences.

- 4 – To a great extent
- 3 – Moderate
- 2 – Some what
- 1 – Very little
- 0 – Not at all

17. Teachers encourage you to participate in extracurricular activities.

- 4 – Strongly agree
- 3 – Agree
- 2 – Neutral
- 1 – Disagree
- 0 – Strongly disagree

18. Efforts are made by the institute/ teachers to inculcate soft skills, life skills and employability skills to make you ready for the world of work.

- 4 – To a great extent
- 3 – Moderate
- 2 – Some what
- 1 – Very little
- 0 – Not at all

19. What percentage of teachers use ICT tools such as LCD projector, Multimedia, etc. while teaching.

- 4 – Above 90%
- 3 – 70 – 89%
- 2 – 50 – 69%
- 1 – 30 – 49%

20. The overall quality of teaching-learning process in your institute is very good.

- 4 – Strongly agree
- 3 – Agree
- 2 – Neutral
- 1 – Disagree
- 0 – Strongly disagree

21. Give three observation / suggestions to improve the overall teaching – learning experience in your institution.

- a)
- b)
- c)



Nimra College of Pharmacy

Estd By : Nimra Educational Society (A Muslim Minority Society)
Approved by Pharmacy Council of India (PCI), New Delhi.
Affiliated to JNTU, Kakinada, Permitted by Govt. of A.P.
E-mail : principalncp@yahoo.in Website : www.nimra.in



Student Satisfaction Survey

Key Indicator - 2.7.1

Under Criterion II of Teaching – Learning and Evaluation

Guidelines for Students

NAAC (National Assessment and accreditation council) is conducting a Student Satisfaction Survey regarding Teaching – Learning and Evaluation, which will help to upgrade the quality in higher education. A student will have to respond to all the questions given in the following format with her/his sincere effort and thought. Her/his identity will not be revealed.

A) Please confirm this is the first and only time you answer this survey.

a) Yes b) No

B) Age: 20

C) College Name:

Nimra college of Pharmacy

D) Gender: a) Female b) Male c) Transgender

E) What degree program are you pursuing now?

a) Bachelor's b) Master's c) MPhil
d) Doctorate e) Other ()

F) What subject area are you currently pursuing?

a) Arts b) Commerce c) Science
d) Professional e) Other: (B. Pharmacy)

Instructions to fill the questionnaire

- All questions should be compulsorily attempted.
- Each question has five responses, choose the most appropriate one.
- The response to the qualitative question no. 21 is student's opportunity to give suggestions or improvements; she/he can also mention weaknesses of the institute here. (Kindly restrict your response to teaching learning process only)

Criterion II – Teaching–Learning and Evaluation
Student Satisfaction Survey on Teaching Learning Process

Following are questions for online student satisfaction survey regarding teaching learning process.

1. How much of the syllabus was covered in the class?
 - 4 – 85 to 100%
 - 3 – 70 to 84%
 - 2 – 55 to 69%
 - 1 – 30 to 54%
 - 0 – Below 30%
2. How well did the teachers prepare for the classes?
 - 4 – Thoroughly
 - 3 – Satisfactorily
 - 2 – Poorly
 - 1 – Indifferently
 - 0 – Won't teach at all
3. How well were the teachers able to communicate?
 - 4 – Always effective
 - 3 – Sometimes effective
 - 2 – Just satisfactorily
 - 1 – Generally ineffective
 - 0 – Very poor communication
4. The teacher's approach to teaching can best be described as
 - 4 – Excellent
 - 3 – Very good
 - 2 – Good
 - 1 – Fair
 - 0 – Poor
5. Fairness of the internal evaluation process by the teachers.
 - 4 – Always fair
 - 3 – Usually fair
 - 2 – Sometimes unfair
 - 1 – Usually unfair
 - 0 – Unfair
6. Was your performance in assignments discussed with you?
 - 4 – Every time
 - 3 – Usually
 - 2 – Occasionally/Sometimes
 - 1 – Rarely
 - 0 – Never
7. The institute takes active interest in promoting internship, student exchange, field visit opportunities for students.
 - 4 – Regularly
 - 3 – Often
 - 2 – Sometimes
 - 1 – Rarely
 - 0 – Never

8. The teaching and mentoring process in your institution facilitates you in cognitive, social and emotional growth.

- 4 – Significantly
- 3 – Very well
- 2 – Moderately
- 1 – Marginally
- 0 – Not at all

9. The institution provides multiple opportunities to learn and grow.

- 4 – Strongly agree
- 3 – Agree
- 2 – Neutral
- 1 – Disagree
- 0 – Strongly disagree

10. Teachers inform you about your expected competencies, course outcomes and programme outcomes.

- 4 – Every time
- 3 – Usually
- 2 – Occasionally/Sometimes
- 1 – Rarely
- 0 – Never

11. Your mentor does a necessary follow-up with an assigned task to you.

- 4 – Every time
- 3 – Usually
- 2 – Occasionally/Sometimes
- 1 – Rarely
- 0 – I don't have a mentor

12. The teachers illustrate the concepts through examples and applications.

- 4 – Every time
- 3 – Usually
- 2 – Occasionally/Sometimes
- 1 – Rarely
- 0 – Never

13. The teachers identify your strengths and encourage you with providing right level of challenges.

- 4 – Fully
- 3 – Reasonably
- 2 – Partially
- 1 – Slightly
- 0 – Unable to

14. Teachers are able to identify your weaknesses and help you to overcome them.

- 4 – Every time
- 3 – Usually
- 2 – Occasionally/Sometimes
- 1 – Rarely
- 0 – Never

15. The institution makes effort to engage students in the monitoring, review and continuous quality improvement of the teaching learning process.

- Strongly agree
- 3 – Agree
- 2 – Neutral
- 1 – Disagree
- 0 – Strongly disagree

16. The institute/ teachers use student centric methods, such as experiential learning, participative learning and problem solving methodologies for enhancing learning experiences.

- To a great extent
- 3 – Moderate
- 2 – Some what
- 1 – Very little
- 0 – Not at all

17. Teachers encourage you to participate in extracurricular activities.

- 4 – Strongly agree
- 3 – Agree
- 2 – Neutral
- 1 – Disagree
- 0 – Strongly disagree

18. Efforts are made by the institute/ teachers to inculcate soft skills, life skills and employability skills to make you ready for the world of work.

- 4 – To a great extent
- Moderate
- 2 – Some what
- 1 – Very little
- 0 – Not at all

19. What percentage of teachers use ICT tools such as LCD projector, Multimedia, etc. while teaching.

- 4 – Above 90%
- 3 – 70 – 89%
- 2 – 50 – 69%
- 1 – 30 – 49%

20. The overall quality of teaching-learning process in your institute is very good.

- Strongly agree
- 3 – Agree
- 2 – Neutral
- 1 – Disagree
- 0 – Strongly disagree

21. Give three observation / suggestions to improve the overall teaching – learning experience in your institution.

- a)
- b)
- c)



Nimra College of Pharmacy

Estd By : Nimra Educational Society (A Muslim Minority Society)
Approved by Pharmacy Council of India (PCI), New Delhi.
Affiliated to JNTU, Kakinada, Permitted by Govt. of A.P.
E-mail : principalncp@yahoo.in Website : www.nimra.in



Student Satisfaction Survey

Key Indicator - 2.7.1

Under Criterion II of Teaching – Learning and Evaluation

Guidelines for Students

NAAC (National Assessment and accreditation council) is conducting a Student Satisfaction Survey regarding Teaching – Learning and Evaluation, which will help to upgrade the quality in higher education. A student will have to respond to all the questions given in the following format with her/his sincere effort and thought. Her/his identity will not be revealed.

A) Please confirm this is the first and only time you answer this survey.

a) Yes b) No

B) Age: 19

C) College Name: Nimra Collage of pharmacy

D) Gender: a) Female b) Male c) Transgender

E) What degree program are you pursuing now?

a) Bachelor's b) Master's c) MPhil
d) Doctorate e) Other ()

F) What subject area are you currently pursuing?

a) Arts b) Commerce c) Science
d) Professional e) Other: (B.pharmacy)

Instructions to fill the questionnaire

- All questions should be compulsorily attempted.
- Each question has five responses, choose the most appropriate one.
- The response to the qualitative question no. 21 is student's opportunity to give suggestions or improvements; she/he can also mention weaknesses of the institute here. (Kindly restrict your response to teaching learning process only)

Criterion II – Teaching–Learning and Evaluation
Student Satisfaction Survey on Teaching Learning Process

Following are questions for online student satisfaction survey regarding teaching learning process.

1. How much of the syllabus was covered in the class?
 - 4 – 85 to 100%
 - 3 – 70 to 84%
 - 2 – 55 to 69%
 - 1 – 30 to 54%
 - 0 – Below 30%
2. How well did the teachers prepare for the classes?
 - 4 – Thoroughly
 - 3 – Satisfactorily
 - 2 – Poorly
 - 1 – Indifferently
 - 0 – Won't teach at all
3. How well were the teachers able to communicate?
 - 4 – Always effective
 - 3 – Sometimes effective
 - 2 – Just satisfactorily
 - 1 – Generally ineffective
 - 0 – Very poor communication
4. The teacher's approach to teaching can best be described as
 - 4 – Excellent
 - 3 – Very good
 - 2 – Good
 - 1 – Fair
 - 0 – Poor
5. Fairness of the internal evaluation process by the teachers.
 - 4 – Always fair
 - 3 – Usually fair
 - 2 – Sometimes unfair
 - 1 – Usually unfair
 - 0 – Unfair
6. Was your performance in assignments discussed with you?
 - 4 – Every time
 - 3 – Usually
 - 2 – Occasionally/Sometimes
 - 1 – Rarely
 - 0 – Never
7. The institute takes active interest in promoting internship, student exchange, field visit opportunities for students.
 - 4 – Regularly
 - 3 – Often
 - 2 – Sometimes
 - 1 – Rarely
 - 0 – Never

8. The teaching and mentoring process in your institution facilitates you in cognitive, social and emotional growth.

4 – Significantly

3 – Very well

2 – Moderately

1 – Marginally

0 – Not at all

9. The institution provides multiple opportunities to learn and grow.

4 – Strongly agree

3 – Agree

2 – Neutral

1 – Disagree

0 – Strongly disagree

10. Teachers inform you about your expected competencies, course outcomes and programme outcomes.

4 – Every time

3 – Usually

2 – Occasionally/Sometimes

1 – Rarely

0 – Never

11. Your mentor does a necessary follow-up with an assigned task to you.

4 – Every time

3 – Usually

2 – Occasionally/Sometimes

1 – Rarely

0 – I don't have a mentor

12. The teachers illustrate the concepts through examples and applications.

4 – Every time

3 – Usually

2 – Occasionally/Sometimes

1 – Rarely

0 – Never

13. The teachers identify your strengths and encourage you with providing right level of challenges.

4 – Fully

3 – Reasonably

2 – Partially

1 – Slightly

0 – Unable to

14. Teachers are able to identify your weaknesses and help you to overcome them.

4 – Every time

3 – Usually

2 – Occasionally/Sometimes

1 – Rarely

0 – Never

15. The institution makes effort to engage students in the monitoring, review and continuous quality improvement of the teaching learning process.

- 4 – Strongly agree
- 3 – Agree
- 2 – Neutral
- 1 – Disagree
- 0 – Strongly disagree

16. The institute/ teachers use student centric methods, such as experiential learning, participative learning and problem solving methodologies for enhancing learning experiences.

- 4 – To a great extent
- 3 – Moderate
- 2 – Some what
- 1 – Very little
- 0 – Not at all

17. Teachers encourage you to participate in extracurricular activities.

- 4 – Strongly agree
- 3 – Agree
- 2 – Neutral
- 1 – Disagree
- 0 – Strongly disagree

18. Efforts are made by the institute/ teachers to inculcate soft skills, life skills and employability skills to make you ready for the world of work.

- 4 – To a great extent
- 3 – Moderate
- 2 – Some what
- 1 – Very little
- 0 – Not at all

19. What percentage of teachers use ICT tools such as LCD projector, Multimedia, etc. while teaching.

- 4 – Above 90%
- 3 – 70 – 89%
- 2 – 50 – 69%
- 1 – 30 – 49%

20. The overall quality of teaching-learning process in your institute is very good.

- 4 – Strongly agree
- 3 – Agree
- 2 – Neutral
- 1 – Disagree
- 0 – Strongly disagree

21. Give three observation / suggestions to improve the overall teaching – learning experience in your institution.

- a)
- b)
- c)



Nimra College of Pharmacy

Estd By : Nimra Educational Society (A Muslim Minority Society)
Approved by Pharmacy Council of India (PCI), New Delhi.
Affiliated to JNTU, Kakinada, Permitted by Govt. of A.P.
E-mail : principalncp@yahoo.in Website : www.nimra.in



Student Satisfaction Survey

Key Indicator - 2.7.1

Under Criterion II of Teaching – Learning and Evaluation

Guidelines for Students

NAAC (National Assessment and accreditation council) is conducting a Student Satisfaction Survey regarding Teaching – Learning and Evaluation, which will help to upgrade the quality in higher education. A student will have to respond to all the questions given in the following format with her/his sincere effort and thought. Her/his identity will not be revealed.

A) Please confirm this is the first and only time you answer this survey.

a) Yes b) No

B) Age: 21

C) College Name: Nimra college of pharmacy

D) Gender: a) Female b) Male c) Transgender

E) What degree program are you pursuing now?

a) Bachelor's b) Master's c) MPhil
d) Doctorate e) Other ()

F) What subject area are you currently pursuing?

a) Arts b) Commerce c) Science
d) Professional e) Other: (Biopharmacy)

Instructions to fill the questionnaire

- All questions should be compulsorily attempted.
- Each question has five responses, choose the most appropriate one.
- The response to the qualitative question no. 21 is student's opportunity to give suggestions or improvements; she/he can also mention weaknesses of the institute here. (Kindly restrict your response to teaching learning process only)

Criterion II – Teaching–Learning and Evaluation
Student Satisfaction Survey on Teaching Learning Process

Following are questions for online student satisfaction survey regarding teaching learning process.

1. How much of the syllabus was covered in the class?
 - 4 – 85 to 100%
 - 3 – 70 to 84%
 - 2 – 55 to 69%
 - 1 – 30 to 54%
 - 0 – Below 30%
2. How well did the teachers prepare for the classes?
 - 4 – Thoroughly
 - 3 – Satisfactorily
 - 2 – Poorly
 - 1 – Indifferently
 - 0 – Won't teach at all
3. How well were the teachers able to communicate?
 - 4 – Always effective
 - 3 – Sometimes effective
 - 2 – Just satisfactorily
 - 1 – Generally ineffective
 - 0 – Very poor communication
4. The teacher's approach to teaching can best be described as
 - 4 – Excellent
 - 3 – Very good
 - 2 – Good
 - 1 – Fair
 - 0 – Poor
5. Fairness of the internal evaluation process by the teachers.
 - 4 – Always fair
 - 3 – Usually fair
 - 2 – Sometimes unfair
 - 1 – Usually unfair
 - 0 – Unfair
6. Was your performance in assignments discussed with you?
 - 4 – Every time
 - 3 – Usually
 - 2 – Occasionally/Sometimes
 - 1 – Rarely
 - 0 – Never
7. The institute takes active interest in promoting internship, student exchange, field visit opportunities for students.
 - 4 – Regularly
 - 3 – Often
 - 2 – Sometimes
 - 1 – Rarely
 - 0 – Never

8. The teaching and mentoring process in your institution facilitates you in cognitive, social and emotional growth.

- 4 – Significantly
- 3 – Very well
- 2 – Moderately
- 1 – Marginally
- 0 – Not at all

9. The institution provides multiple opportunities to learn and grow.

- 4 – Strongly agree
- 3 – Agree
- 2 – Neutral
- 1 – Disagree
- 0 – Strongly disagree

10. Teachers inform you about your expected competencies, course outcomes and programme outcomes.

- 4 – Every time
- 3 – Usually
- 2 – Occasionally/Sometimes
- 1 – Rarely
- 0 – Never

11. Your mentor does a necessary follow-up with an assigned task to you.

- 4 – Every time
- 3 – Usually
- 2 – Occasionally/Sometimes
- 1 – Rarely
- 0 – I don't have a mentor

12. The teachers illustrate the concepts through examples and applications.

- 4 – Every time
- 3 – Usually
- 2 – Occasionally/Sometimes
- 1 – Rarely
- 0 – Never

13. The teachers identify your strengths and encourage you with providing right level of challenges.

- 4 – Fully
- 3 – Reasonably
- 2 – Partially
- 1 – Slightly
- 0 – Unable to

14. Teachers are able to identify your weaknesses and help you to overcome them.

- 4 – Every time
- 3 – Usually
- 2 – Occasionally/Sometimes
- 1 – Rarely
- 0 – Never

15. The institution makes effort to engage students in the monitoring, review and continuous quality improvement of the teaching learning process.

- 4 – Strongly agree
- 3 – Agree
- 2 – Neutral
- 1 – Disagree
- 0 – Strongly disagree

16. The institute/ teachers use student centric methods, such as experiential learning, participative learning and problem solving methodologies for enhancing learning experiences.

- 4 – To a great extent
- 3 – Moderate
- 2 – Some what
- 1 – Very little
- 0 – Not at all

17. Teachers encourage you to participate in extracurricular activities.

- 4 – Strongly agree
- 3 – Agree
- 2 – Neutral
- 1 – Disagree
- 0 – Strongly disagree

18. Efforts are made by the institute/ teachers to inculcate soft skills, life skills and employability skills to make you ready for the world of work.

- 4 – To a great extent
- 3 – Moderate
- 2 – Some what
- 1 – Very little
- 0 – Not at all

19. What percentage of teachers use ICT tools such as LCD projector, Multimedia, etc. while teaching.

- 4 – Above 90%
- 3 – 70 – 89%
- 2 – 50 – 69%
- 1 – 30 – 49%

20. The overall quality of teaching-learning process in your institute is very good.

- 4 – Strongly agree
- 3 – Agree
- 2 – Neutral
- 1 – Disagree
- 0 – Strongly disagree

21. Give three observation / suggestions to improve the overall teaching – learning experience in your institution.

- a)
- b)
- c)



Nimra College of Pharmacy

Estd By : Nimra Educational Society (A Muslim Minority Society)
Approved by Pharmacy Council of India (PCI), New Delhi.
Affiliated to JNTU, Kakinada, Permitted by Govt. of A.P.
E-mail : principalnecp@yahoo.in Website : www.nimra.in



Student Satisfaction Survey

Key Indicator - 2.7.1

Under Criterion II of Teaching – Learning and Evaluation

Guidelines for Students

NAAC (National Assessment and accreditation council) is conducting a Student Satisfaction Survey regarding Teaching – Learning and Evaluation, which will help to upgrade the quality in higher education. A student will have to respond to all the questions given in the following format with her/his sincere effort and thought. Her/his identity will not be revealed.

A) Please confirm this is the first and only time you answer this survey.

a) Yes b) No

B) Age: 20

C) College Name: *Nimra college of pharmacy*

D) Gender: a) Female b) Male c) Transgender

E) What degree program are you pursuing now?

a) Bachelor's b) Master's c) MPhil
d) Doctorate e) Other ()

F) What subject area are you currently pursuing?

a) Arts b) Commerce c) Science
d) Professional e) Other: (*B-pharmacy*)

Instructions to fill the questionnaire

- All questions should be compulsorily attempted.
- Each question has five responses, choose the most appropriate one.
- The response to the qualitative question no. 21 is student's opportunity to give suggestions or improvements; she/he can also mention weaknesses of the institute here. (Kindly restrict your response to teaching learning process only)

Criterion II – Teaching–Learning and Evaluation
Student Satisfaction Survey on Teaching Learning Process

Following are questions for online student satisfaction survey regarding teaching learning process.

1. How much of the syllabus was covered in the class?
 - 4 – 85 to 100%
 - 3 – 70 to 84%
 - 2 – 55 to 69%
 - 1 – 30 to 54%
 - 0 – Below 30%
2. How well did the teachers prepare for the classes?
 - 4 – Thoroughly
 - 3 – Satisfactorily
 - 2 – Poorly
 - 1 – Indifferently
 - 0 – Won't teach at all
3. How well were the teachers able to communicate?
 - 4 – Always effective
 - 3 – Sometimes effective
 - 2 – Just satisfactorily
 - 1 – Generally ineffective
 - 0 – Very poor communication
4. The teacher's approach to teaching can best be described as
 - 4 – Excellent
 - 3 – Very good
 - 2 – Good
 - 1 – Fair
 - 0 – Poor
5. Fairness of the internal evaluation process by the teachers.
 - 4 – Always fair
 - 3 – Usually fair
 - 2 – Sometimes unfair
 - 1 – Usually unfair
 - 0 – Unfair
6. Was your performance in assignments discussed with you?
 - 4 – Every time
 - 3 – Usually
 - 2 – Occasionally/Sometimes
 - 1 – Rarely
 - 0 – Never
7. The institute takes active interest in promoting internship, student exchange, field visit opportunities for students.
 - 4 – Regularly
 - 3 – Often
 - 2 – Sometimes
 - 1 – Rarely
 - 0 – Never

8. The teaching and mentoring process in your institution facilitates you in cognitive, social and emotional growth.

- 4 – Significantly
- ~~3~~ – Very well
- 2 – Moderately
- 1 – Marginally
- 0 – Not at all

9. The institution provides multiple opportunities to learn and grow.

- 4 – Strongly agree
- ~~3~~ – Agree
- 2 – Neutral
- 1 – Disagree
- 0 – Strongly disagree

10. Teachers inform you about your expected competencies, course outcomes and programme outcomes.

- 4 – Every time
- ~~3~~ – Usually
- 2 – Occasionally/Sometimes
- 1 – Rarely
- 0 – Never

11. Your mentor does a necessary follow-up with an assigned task to you.

- 4 – Every time
- ~~3~~ – Usually
- 2 – Occasionally/Sometimes
- 1 – Rarely
- 0 – I don't have a mentor

12. The teachers illustrate the concepts through examples and applications.

- 4 – Every time
- ~~3~~ – Usually
- 2 – Occasionally/Sometimes
- 1 – Rarely
- 0 – Never

13. The teachers identify your strengths and encourage you with providing right level of challenges.

- 4 – Fully
- ~~3~~ – Reasonably
- 2 – Partially
- 1 – Slightly
- 0 – Unable to

14. Teachers are able to identify your weaknesses and help you to overcome them.

- 4 – Every time
- ~~3~~ – Usually
- 2 – Occasionally/Sometimes
- 1 – Rarely
- 0 – Never

15. The institution makes effort to engage students in the monitoring, review and continuous quality improvement of the teaching learning process.

- 4 – Strongly agree
- ~~3 – Agree~~
- 2 – Neutral
- 1 – Disagree
- 0 – Strongly disagree

16. The institute/ teachers use student centric methods, such as experiential learning, participative learning and problem solving methodologies for enhancing learning experiences.

- 4 – To a great extent
- ~~3 – Moderate~~
- 2 – Some what
- 1 – Very little
- 0 – Not at all

17. Teachers encourage you to participate in extracurricular activities.

- 4 – Strongly agree
- ~~3 – Agree~~
- 2 – Neutral
- 1 – Disagree
- 0 – Strongly disagree

18. Efforts are made by the institute/ teachers to inculcate soft skills, life skills and employability skills to make you ready for the world of work.

- 4 – To a great extent
- ~~3 – Moderate~~
- 2 – Some what
- 1 – Very little
- 0 – Not at all

19. What percentage of teachers use ICT tools such as LCD projector, Multimedia, etc. while teaching.

- 4 – Above 90%
- ~~3 – 70 – 89%~~
- 2 – 50 – 69%
- 1 – 30 – 49%

20. The overall quality of teaching-learning process in your institute is very good.

- 4 – Strongly agree
- ~~3 – Agree~~
- 2 – Neutral
- 1 – Disagree
- 0 – Strongly disagree

21. Give three observation / suggestions to improve the overall teaching – learning experience in your institution.

- a)
- b)
- c)



Nimra College of Pharmacy

Estd By : Nimra Educational Society (A Muslim Minority Society)
Approved by Pharmacy Council of India (PCI), New Delhi.
Affiliated to JNTU, Kakinada, Permitted by Govt. of A.P.
E-mail : principalncp@yahoo.in Website : www.nimra.in



Student Satisfaction Survey

Key Indicator - 2.7.1

Under Criterion II of Teaching – Learning and Evaluation

Guidelines for Students

NAAC (National Assessment and accreditation council) is conducting a Student Satisfaction Survey regarding Teaching – Learning and Evaluation, which will help to upgrade the quality in higher education. A student will have to respond to all the questions given in the following format with her/his sincere effort and thought. Her/his identity will not be revealed.

A) Please confirm this is the first and only time you answer this survey.

a) Yes b) No

B) Age: 19

C) College Name: Nimra College of Pharmacy

D) Gender: a) Female b) Male c) Transgender

E) What degree program are you pursuing now?

a) Bachelor's b) Master's c) MPhil
d) Doctorate e) Other ()

F) What subject area are you currently pursuing?

a) Arts b) Commerce c) Science
d) Professional e) Other: (B-Pharmacy)

Instructions to fill the questionnaire

- All questions should be compulsorily attempted.
- Each question has five responses, choose the most appropriate one.
- The response to the qualitative question no. 21 is student's opportunity to give suggestions or improvements; she/he can also mention weaknesses of the institute here. (Kindly restrict your response to teaching learning process only)

Criterion II – Teaching–Learning and Evaluation
Student Satisfaction Survey on Teaching Learning Process

Following are questions for online student satisfaction survey regarding teaching learning process.

1. How much of the syllabus was covered in the class?
 - 4 – 85 to 100%
 - 3 – 70 to 84%
 - 2 – 55 to 69%
 - 1 – 30 to 54%
 - 0 – Below 30%
2. How well did the teachers prepare for the classes?
 - 4 – Thoroughly
 - 3 – Satisfactorily
 - 2 – Poorly
 - 1 – Indifferently
 - 0 – Won't teach at all
3. How well were the teachers able to communicate?
 - 4 – Always effective
 - 3 – Sometimes effective
 - 2 – Just satisfactorily
 - 1 – Generally ineffective
 - 0 – Very poor communication
4. The teacher's approach to teaching can best be described as
 - 4 – Excellent
 - 3 – Very good
 - 2 – Good
 - 1 – Fair
 - 0 – Poor
5. Fairness of the internal evaluation process by the teachers.
 - 4 – Always fair
 - 3 – Usually fair
 - 2 – Sometimes unfair
 - 1 – Usually unfair
 - 0 – Unfair
6. Was your performance in assignments discussed with you?
 - 4 – Every time
 - 3 – Usually
 - 2 – Occasionally/Sometimes
 - 1 – Rarely
 - 0 – Never
7. The institute takes active interest in promoting internship, student exchange, field visit opportunities for students.
 - 4 – Regularly
 - 3 – Often
 - 2 – Sometimes
 - 1 – Rarely
 - 0 – Never

8. The teaching and mentoring process in your institution facilitates you in cognitive, social and emotional growth.

- 4 – Significantly
- 3 – Very well
- 2 – Moderately
- 1 – Marginally
- 0 – Not at all

9. The institution provides multiple opportunities to learn and grow.

- 4 – Strongly agree
- 3 – Agree
- 2 – Neutral
- 1 – Disagree
- 0 – Strongly disagree

10. Teachers inform you about your expected competencies, course outcomes and programme outcomes.

- 4 – Every time
- 3 – Usually
- 2 – Occasionally/Sometimes
- 1 – Rarely
- 0 – Never

11. Your mentor does a necessary follow-up with an assigned task to you.

- 4 – Every time
- 3 – Usually
- 2 – Occasionally/Sometimes
- 1 – Rarely
- 0 – I don't have a mentor

12. The teachers illustrate the concepts through examples and applications.

- 4 – Every time
- 3 – Usually
- 2 – Occasionally/Sometimes
- 1 – Rarely
- 0 – Never

13. The teachers identify your strengths and encourage you with providing right level of challenges.

- 4 – Fully
- 3 – Reasonably
- 2 – Partially
- 1 – Slightly
- 0 – Unable to

14. Teachers are able to identify your weaknesses and help you to overcome them.

- 4 – Every time
- 3 – Usually
- 2 – Occasionally/Sometimes
- 1 – Rarely
- 0 – Never

15. The institution makes effort to engage students in the monitoring, review and continuous quality improvement of the teaching learning process.

- 4 – Strongly agree
- 3 – Agree
- 2 – Neutral
- 1 – Disagree
- 0 – Strongly disagree

16. The institute/ teachers use student centric methods, such as experiential learning, participative learning and problem solving methodologies for enhancing learning experiences.

- 4 – To a great extent
- 3 – Moderate
- 2 – Some what
- 1 – Very little
- 0 – Not at all

17. Teachers encourage you to participate in extracurricular activities.

- 4 – Strongly agree
- 3 – Agree
- 2 – Neutral
- 1 – Disagree
- 0 – Strongly disagree

18. Efforts are made by the institute/ teachers to inculcate soft skills, life skills and employability skills to make you ready for the world of work.

- 4 – To a great extent
- 3 – Moderate
- 2 – Some what
- 1 – Very little
- 0 – Not at all

19. What percentage of teachers use ICT tools such as LCD projector, Multimedia, etc. while teaching.

- 4 – Above 90%
- 3 – 70 – 89%
- 2 – 50 – 69%
- 1 – 30 – 49%

20. The overall quality of teaching-learning process in your institute is very good.

- 4 – Strongly agree
- 3 – Agree
- 2 – Neutral
- 1 – Disagree
- 0 – Strongly disagree

21. Give three observation / suggestions to improve the overall teaching – learning experience in your institution.

- a)
- b)
- c)



Nimra College of Pharmacy

Estd By : Nimra Educational Society (A Muslim Minority Society)
Approved by Pharmacy Council of India (PCI), New Delhi.
Affiliated to JNTU, Kakinada, Permitted by Govt. of A.P.
E-mail : principalncp@yahoo.in Website : www.nimra.in



Student Satisfaction Survey

Key Indicator - 2.7.1

Under Criterion II of Teaching – Learning and Evaluation

Guidelines for Students

NAAC (National Assessment and accreditation council) is conducting a Student Satisfaction Survey regarding Teaching – Learning and Evaluation, which will help to upgrade the quality in higher education. A student will have to respond to all the questions given in the following format with her/his sincere effort and thought. Her/his identity will not be revealed.

A) Please confirm this is the first and only time you answer this survey.

a) Yes b) No

B) Age: 20

C) College Name: Nimra college of pharmacy

D) Gender: a) Female b) Male c) Transgender

E) What degree program are you pursuing now?

a) Bachelor's b) Master's c) MPhil
d) Doctorate e) Other ()

F) What subject area are you currently pursuing?

a) Arts b) Commerce c) Science
d) Professional e) Other: (B. Pharmacy)

Instructions to fill the questionnaire

- All questions should be compulsorily attempted.
- Each question has five responses, choose the most appropriate one.
- The response to the qualitative question no. 21 is student's opportunity to give suggestions or improvements; she/he can also mention weaknesses of the institute here. (Kindly restrict your response to teaching learning process only)

Criterion II – Teaching–Learning and Evaluation
Student Satisfaction Survey on Teaching Learning Process

Following are questions for online student satisfaction survey regarding teaching learning process.

1. How much of the syllabus was covered in the class?
 4 – 85 to 100%
3 – 70 to 84%
2 – 55 to 69%
1 – 30 to 54%
0 – Below 30%
2. How well did the teachers prepare for the classes?
 4 – Thoroughly
3 – Satisfactorily
2 – Poorly
1 – Indifferently
0 – Won't teach at all
3. How well were the teachers able to communicate?
4 – Always effective
 3 – Sometimes effective
2 – Just satisfactorily
1 – Generally ineffective
0 – Very poor communication
4. The teacher's approach to teaching can best be described as
 4 – Excellent
3 – Very good
2 – Good
1 – Fair
0 – Poor
5. Fairness of the internal evaluation process by the teachers.
 4 – Always fair
3 – Usually fair
2 – Sometimes unfair
1 – Usually unfair
0 – Unfair
6. Was your performance in assignments discussed with you?
 4 – Every time
3 – Usually
2 – Occasionally/Sometimes
1 – Rarely
0 – Never
7. The institute takes active interest in promoting internship, student exchange, field visit opportunities for students.
 4 – Regularly
3 – Often
2 – Sometimes
1 – Rarely
0 – Never

8. The teaching and mentoring process in your institution facilitates you in cognitive, social and emotional growth.

- 4 – Significantly
- 3 – Very well
- 2 – Moderately
- 1 – Marginally
- 0 – Not at all

9. The institution provides multiple opportunities to learn and grow.

- 4 – Strongly agree
- 3 – Agree
- 2 – Neutral
- 1 – Disagree
- 0 – Strongly disagree

10. Teachers inform you about your expected competencies, course outcomes and programme outcomes.

- 4 – Every time
- 3 – Usually
- 2 – Occasionally/Sometimes
- 1 – Rarely
- 0 – Never

11. Your mentor does a necessary follow-up with an assigned task to you.

- 4 – Every time
- 3 – Usually
- 2 – Occasionally/Sometimes
- 1 – Rarely
- 0 – I don't have a mentor

12. The teachers illustrate the concepts through examples and applications.

- 4 – Every time
- 3 – Usually
- 2 – Occasionally/Sometimes
- 1 – Rarely
- 0 – Never

13. The teachers identify your strengths and encourage you with providing right level of challenges.

- 4 – Fully
- 3 – Reasonably
- 2 – Partially
- 1 – Slightly
- 0 – Unable to

14. Teachers are able to identify your weaknesses and help you to overcome them.

- 4 – Every time
- 3 – Usually
- 2 – Occasionally/Sometimes
- 1 – Rarely
- 0 – Never

15. The institution makes effort to engage students in the monitoring, review and continuous quality improvement of the teaching learning process.

- 4 – Strongly agree
- 3 – Agree
- 2 – Neutral
- 1 – Disagree
- 0 – Strongly disagree

16. The institute/ teachers use student centric methods, such as experiential learning, participative learning and problem solving methodologies for enhancing learning experiences.

- 4 – To a great extent
- 3 – Moderate
- 2 – Some what
- 1 – Very little
- 0 – Not at all

17. Teachers encourage you to participate in extracurricular activities.

- 4 – Strongly agree
- 3 – Agree
- 2 – Neutral
- 1 – Disagree
- 0 – Strongly disagree

18. Efforts are made by the institute/ teachers to inculcate soft skills, life skills and employability skills to make you ready for the world of work.

- 4 – To a great extent
- 3 – Moderate
- 2 – Some what
- 1 – Very little
- 0 – Not at all

19. What percentage of teachers use ICT tools such as LCD projector, Multimedia, etc. while teaching.

- 4 – Above 90%
- 3 – 70 – 89%
- 2 – 50 – 69%
- 1 – 30 – 49%

20. The overall quality of teaching-learning process in your institute is very good.

- 4 – Strongly agree
- 3 – Agree
- 2 – Neutral
- 1 – Disagree
- 0 – Strongly disagree

21. Give three observation / suggestions to improve the overall teaching – learning experience in your institution.

- a)
- b)
- c)



Nimra College of Pharmacy

Estd By : Nimra Educational Society (A Muslim Minority Society)
Approved by Pharmacy Council of India (PCI), New Delhi.
Affiliated to JNTU, Kakinada, Permitted by Govt. of A.P.
E-mail : principalncp@yahoo.in Website : www.nimra.in



Student Satisfaction Survey

Key Indicator - 2.7.1

Under Criterion II of Teaching – Learning and Evaluation

Guidelines for Students

NAAC (National Assessment and accreditation council) is conducting a Student Satisfaction Survey regarding Teaching – Learning and Evaluation, which will help to upgrade the quality in higher education. A student will have to respond to all the questions given in the following format with her/his sincere effort and thought. Her/his identity will not be revealed.

A) Please confirm this is the first and only time you answer this survey.

a) Yes b) No

B) Age: 19 years

C) College Name: Nimra College of pharmacy

D) Gender: a) Female b) Male c) Transgender

E) What degree program are you pursuing now?

a) Bachelor's b) Master's c) MPhil
d) Doctorate e) Other ()

F) What subject area are you currently pursuing?

a) Arts b) Commerce c) Science
d) Professional e) Other: (B-pharmacy)

Instructions to fill the questionnaire

- All questions should be compulsorily attempted.
- Each question has five responses, choose the most appropriate one.
- The response to the qualitative question no. 21 is student's opportunity to give suggestions or improvements; she/he can also mention weaknesses of the institute here. (Kindly restrict your response to teaching learning process only)

Criterion II – Teaching–Learning and Evaluation
Student Satisfaction Survey on Teaching Learning Process

Following are questions for online student satisfaction survey regarding teaching learning process.

1. How much of the syllabus was covered in the class?
 - 4 – 85 to 100%
 - 3 – 70 to 84%
 - 2 – 55 to 69%
 - 1 – 30 to 54%
 - 0 – Below 30%
2. How well did the teachers prepare for the classes?
 - 4 – Thoroughly
 - 3 – Satisfactorily
 - 2 – Poorly
 - 1 – Indifferently
 - 0 – Won't teach at all
3. How well were the teachers able to communicate?
 - 4 – Always effective
 - 3 – Sometimes effective
 - 2 – Just satisfactorily
 - 1 – Generally ineffective
 - 0 – Very poor communication
4. The teacher's approach to teaching can best be described as
 - 4 – Excellent
 - 3 – Very good
 - 2 – Good
 - 1 – Fair
 - 0 – Poor
5. Fairness of the internal evaluation process by the teachers.
 - 4 – Always fair
 - 3 – Usually fair
 - 2 – Sometimes unfair
 - 1 – Usually unfair
 - 0 – Unfair
6. Was your performance in assignments discussed with you?
 - 4 – Every time
 - 3 – Usually
 - 2 – Occasionally/Sometimes
 - 1 – Rarely
 - 0 – Never
7. The institute takes active interest in promoting internship, student exchange, field visit opportunities for students.
 - 4 – Regularly
 - 3 – Often
 - 2 – Sometimes
 - 1 – Rarely
 - 0 – Never

8. The teaching and mentoring process in your institution facilitates you in cognitive, social and emotional growth.

- 4 – Significantly
- 3 – Very well
- 2 – Moderately
- 1 – Marginally
- 0 – Not at all

9. The institution provides multiple opportunities to learn and grow.

- 4 – Strongly agree
- 3 – Agree
- 2 – Neutral
- 1 – Disagree
- 0 – Strongly disagree

10. Teachers inform you about your expected competencies, course outcomes and programme outcomes.

- 4 – Every time
- 3 – Usually
- 2 – Occasionally/Sometimes
- 1 – Rarely
- 0 – Never

11. Your mentor does a necessary follow-up with an assigned task to you.

- 4 – Every time
- 3 – Usually
- 2 – Occasionally/Sometimes
- 1 – Rarely
- 0 – I don't have a mentor

12. The teachers illustrate the concepts through examples and applications.

- 4 – Every time
- 3 – Usually
- 2 – Occasionally/Sometimes
- 1 – Rarely
- 0 – Never

13. The teachers identify your strengths and encourage you with providing right level of challenges.

- 4 – Fully
- 3 – Reasonably
- 2 – Partially
- 1 – Slightly
- 0 – Unable to

14. Teachers are able to identify your weaknesses and help you to overcome them.

- 4 – Every time
- 3 – Usually
- 2 – Occasionally/Sometimes
- 1 – Rarely
- 0 – Never

15. The institution makes effort to engage students in the monitoring, review and continuous quality improvement of the teaching learning process.

- 4 – Strongly agree
- 3 – Agree
- 2 – Neutral
- 1 – Disagree
- 0 – Strongly disagree

16. The institute/ teachers use student centric methods, such as experiential learning, participative learning and problem solving methodologies for enhancing learning experiences.

- 4 – To a great extent
- 3 – Moderate
- 2 – Some what
- 1 – Very little
- 0 – Not at all

17. Teachers encourage you to participate in extracurricular activities.

- 4 – Strongly agree
- 3 – Agree
- 2 – Neutral
- 1 – Disagree
- 0 – Strongly disagree

18. Efforts are made by the institute/ teachers to inculcate soft skills, life skills and employability skills to make you ready for the world of work.

- 4 – To a great extent
- 3 – Moderate
- 2 – Some what
- 1 – Very little
- 0 – Not at all

19. What percentage of teachers use ICT tools such as LCD projector, Multimedia, etc. while teaching.

- 4 – Above 90%
- 3 – 70 – 89%
- 2 – 50 – 69%
- 1 – 30 – 49%

20. The overall quality of teaching-learning process in your institute is very good.

- 4 – Strongly agree
- 3 – Agree
- 2 – Neutral
- 1 – Disagree
- 0 – Strongly disagree

21. Give three observation / suggestions to improve the overall teaching – learning experience in your institution.

- a)
- b)
- c)



Nimra College of Pharmacy

Estd By : Nimra Educational Society (A Muslim Minority Society)
Approved by Pharmacy Council of India (PCI), New Delhi.
Affiliated to JNTU, Kakinada, Permitted by Govt. of A.P.
E-mail : principalncp@yahoo.in Website : www.nimra.in



Student Satisfaction Survey

Key Indicator - 2.7.1

Under Criterion II of Teaching – Learning and Evaluation

Guidelines for Students

NAAC (National Assessment and accreditation council) is conducting a Student Satisfaction Survey regarding Teaching – Learning and Evaluation, which will help to upgrade the quality in higher education. A student will have to respond to all the questions given in the following format with her/his sincere effort and thought. Her/his identity will not be revealed.

A) Please confirm this is the first and only time you answer this survey.

a) Yes b) No

B) Age: 19

C) College Name: Nimra collage of pharmacy

D) Gender: a) Female b) Male c) Transgender

E) What degree program are you pursuing now?

a) Bachelor's b) Master's c) MPhil
d) Doctorate e) Other ()

F) What subject area are you currently pursuing?

a) Arts b) Commerce c) Science
d) Professional e) Other: (B.pharmacy)

Instructions to fill the questionnaire

- All questions should be compulsorily attempted.
- Each question has five responses, choose the most appropriate one.
- The response to the qualitative question no. 21 is student's opportunity to give suggestions or improvements; she/he can also mention weaknesses of the institute here. (Kindly restrict your response to teaching learning process only)

Criterion II – Teaching–Learning and Evaluation
Student Satisfaction Survey on Teaching Learning Process

Following are questions for online student satisfaction survey regarding teaching learning process.

1. How much of the syllabus was covered in the class?
 - 4 – 85 to 100%
 - 3 – 70 to 84%
 - 2 – 55 to 69%
 - 1 – 30 to 54%
 - 0 – Below 30%
2. How well did the teachers prepare for the classes?
 - 4 – Thoroughly
 - 3 – Satisfactorily
 - 2 – Poorly
 - 1 – Indifferently
 - 0 – Won't teach at all
3. How well were the teachers able to communicate?
 - 4 – Always effective
 - 3 – Sometimes effective
 - 2 – Just satisfactorily
 - 1 – Generally ineffective
 - 0 – Very poor communication
4. The teacher's approach to teaching can best be described as
 - 4 – Excellent
 - 3 – Very good
 - 2 – Good
 - 1 – Fair
 - 0 – Poor
5. Fairness of the internal evaluation process by the teachers.
 - 4 – Always fair
 - 3 – Usually fair
 - 2 – Sometimes unfair
 - 1 – Usually unfair
 - 0 – Unfair
6. Was your performance in assignments discussed with you?
 - 4 – Every time
 - 3 – Usually
 - 2 – Occasionally/Sometimes
 - 1 – Rarely
 - 0 – Never
7. The institute takes active interest in promoting internship, student exchange, field visit opportunities for students.
 - 4 – Regularly
 - 3 – Often
 - 2 – Sometimes
 - 1 – Rarely
 - 0 – Never

8. The teaching and mentoring process in your institution facilitates you in cognitive, social and emotional growth.

- 4 – Significantly
- 3 – Very well
- 2 – Moderately
- 1 – Marginally
- 0 – Not at all

9. The institution provides multiple opportunities to learn and grow.

- 4 – Strongly agree
- 3 – Agree
- 2 – Neutral
- 1 – Disagree
- 0 – Strongly disagree

10. Teachers inform you about your expected competencies, course outcomes and programme outcomes.

- 4 – Every time
- 3 – Usually
- 2 – Occasionally/Sometimes
- 1 – Rarely
- 0 – Never

11. Your mentor does a necessary follow-up with an assigned task to you.

- 4 – Every time
- 3 – Usually
- 2 – Occasionally/Sometimes
- 1 – Rarely
- 0 – I don't have a mentor

12. The teachers illustrate the concepts through examples and applications.

- 4 – Every time
- 3 – Usually
- 2 – Occasionally/Sometimes
- 1 – Rarely
- 0 – Never

13. The teachers identify your strengths and encourage you with providing right level of challenges.

- 4 – Fully
- 3 – Reasonably
- 2 – Partially
- 1 – Slightly
- 0 – Unable to

14. Teachers are able to identify your weaknesses and help you to overcome them.

- 4 – Every time
- 3 – Usually
- 2 – Occasionally/Sometimes
- 1 – Rarely
- 0 – Never

15. The institution makes effort to engage students in the monitoring, review and continuous quality improvement of the teaching learning process.

- 4 – Strongly agree
- 3 – Agree
- 2 – Neutral
- 1 – Disagree
- 0 – Strongly disagree

16. The institute/ teachers use student centric methods, such as experiential learning, participative learning and problem solving methodologies for enhancing learning experiences.

- 4 – To a great extent
- 3 – Moderate
- 2 – Some what
- 1 – Very little
- 0 – Not at all

17. Teachers encourage you to participate in extracurricular activities.

- 4 – Strongly agree
- 3 – Agree
- 2 – Neutral
- 1 – Disagree
- 0 – Strongly disagree

18. Efforts are made by the institute/ teachers to inculcate soft skills, life skills and employability skills to make you ready for the world of work.

- 4 – To a great extent
- 3 – Moderate
- 2 – Some what
- 1 – Very little
- 0 – Not at all

19. What percentage of teachers use ICT tools such as LCD projector, Multimedia, etc. while teaching.

- 4 – Above 90%
- 3 – 70 – 89%
- 2 – 50 – 69%
- 1 – 30 – 49%

20. The overall quality of teaching-learning process in your institute is very good.

- 4 – Strongly agree
- 3 – Agree
- 2 – Neutral
- 1 – Disagree
- 0 – Strongly disagree

21. Give three observation / suggestions to improve the overall teaching – learning experience in your institution.

- a)
- b)
- c)



Nimra College of Pharmacy

Estd By : Nimra Educational Society (A Muslim Minority Society)
Approved by Pharmacy Council of India (PCI), New Delhi.
Affiliated to JNTU, Kakinada, Permitted by Govt. of A.P.
E-mail : principalncp@yahoo.in Website : www.nimra.in



Student Satisfaction Survey

Key Indicator - 2.7.1

Under Criterion II of Teaching – Learning and Evaluation

Guidelines for Students

NAAC (National Assessment and accreditation council) is conducting a Student Satisfaction Survey regarding Teaching – Learning and Evaluation, which will help to upgrade the quality in higher education. A student will have to respond to all the questions given in the following format with her/his sincere effort and thought. Her/his identity will not be revealed.

A) Please confirm this is the first and only time you answer this survey.

a) Yes b) No

B) Age: 19 years C) College Name: Nimra college pharmacy

D) Gender: a) Female b) Male c) Transgender

E) What degree program are you pursuing now?

a) Bachelor's b) Master's c) MPhil
d) Doctorate e) Other ()

F) What subject area are you currently pursuing?

a) Arts b) Commerce c) Science
d) Professional e) Other: (B pharmacy)

Instructions to fill the questionnaire

- All questions should be compulsorily attempted.
- Each question has five responses, choose the most appropriate one.
- The response to the qualitative question no. 21 is student's opportunity to give suggestions or improvements; she/he can also mention weaknesses of the institute here. (Kindly restrict your response to teaching learning process only)

Criterion II – Teaching–Learning and Evaluation
Student Satisfaction Survey on Teaching Learning Process

Following are questions for online student satisfaction survey regarding teaching learning process.

1. How much of the syllabus was covered in the class?
 - 4 – 85 to 100%
 - 3 – 70 to 84%
 - 2 – 55 to 69%
 - 1 – 30 to 54%
 - 0 – Below 30%
2. How well did the teachers prepare for the classes?
 - 4 – Thoroughly
 - 3 – Satisfactorily
 - 2 – Poorly
 - 1 – Indifferently
 - 0 – Won't teach at all
3. How well were the teachers able to communicate?
 - 4 – Always effective
 - 3 – Sometimes effective
 - 2 – Just satisfactorily
 - 1 – Generally ineffective
 - 0 – Very poor communication
4. The teacher's approach to teaching can best be described as
 - 4 – Excellent
 - 3 – Very good
 - 2 – Good
 - 1 – Fair
 - 0 – Poor
5. Fairness of the internal evaluation process by the teachers.
 - 4 – Always fair
 - 3 – Usually fair
 - 2 – Sometimes unfair
 - 1 – Usually unfair
 - 0 – Unfair
6. Was your performance in assignments discussed with you?
 - 4 – Every time
 - 3 – Usually
 - 2 – Occasionally/Sometimes
 - 1 – Rarely
 - 0 – Never
7. The institute takes active interest in promoting internship, student exchange, field visit opportunities for students.
 - 4 – Regularly
 - 3 – Often
 - 2 – Sometimes
 - 1 – Rarely
 - 0 – Never

8. The teaching and mentoring process in your institution facilitates you in cognitive, social and emotional growth.

- 4 – Significantly
- ~~3~~ – Very well
- 2 – Moderately
- 1 – Marginally
- 0 – Not at all

9. The institution provides multiple opportunities to learn and grow.

- ~~4~~ – Strongly agree
- 3 – Agree
- 2 – Neutral
- 1 – Disagree
- 0 – Strongly disagree

10. Teachers inform you about your expected competencies, course outcomes and programme outcomes.

- ~~4~~ – Every time
- 3 – Usually
- 2 – Occasionally/Sometimes
- 1 – Rarely
- 0 – Never

11. Your mentor does a necessary follow-up with an assigned task to you.

- ~~4~~ – Every time
- 3 – Usually
- 2 – Occasionally/Sometimes
- 1 – Rarely
- 0 – I don't have a mentor

12. The teachers illustrate the concepts through examples and applications.

- 4 – Every time
- ~~3~~ – Usually
- 2 – Occasionally/Sometimes
- 1 – Rarely
- 0 – Never

13. The teachers identify your strengths and encourage you with providing right level of challenges.

- 4 – Fully
- ~~3~~ – Reasonably
- 2 – Partially
- 1 – Slightly
- 0 – Unable to

14. Teachers are able to identify your weaknesses and help you to overcome them.

- 4 – Every time
- ~~3~~ – Usually
- 2 – Occasionally/Sometimes
- 1 – Rarely
- 0 – Never

15. The institution makes effort to engage students in the monitoring, review and continuous quality improvement of the teaching learning process.

- 4 – Strongly agree
- ~~3~~ – Agree
- 2 – Neutral
- 1 – Disagree
- 0 – Strongly disagree

16. The institute/ teachers use student centric methods, such as experiential learning, participative learning and problem solving methodologies for enhancing learning experiences.

- 4 – To a great extent
- ~~3~~ – Moderate
- 2 – Some what
- 1 – Very little
- 0 – Not at all

17. Teachers encourage you to participate in extracurricular activities.

- 4 – Strongly agree
- ~~3~~ – Agree
- 2 – Neutral
- 1 – Disagree
- 0 – Strongly disagree

18. Efforts are made by the institute/ teachers to inculcate soft skills, life skills and employability skills to make you ready for the world of work.

- 4 – To a great extent
- ~~3~~ – Moderate
- 2 – Some what
- 1 – Very little
- 0 – Not at all

19. What percentage of teachers use ICT tools such as LCD projector, Multimedia, etc. while teaching.

- ~~4~~ – Above 90%
- 3 – 70 – 89%
- 2 – 50 – 69%
- 1 – 30 – 49%

20. The overall quality of teaching-learning process in your institute is very good.

- 4 – Strongly agree
- ~~3~~ – Agree
- 2 – Neutral
- 1 – Disagree
- 0 – Strongly disagree

21. Give three observation / suggestions to improve the overall teaching – learning experience in your institution.

a)

b)

c)



Nimra College of Pharmacy

Estd By : Nimra Educational Society (A Muslim Minority Society)
Approved by Pharmacy Council of India (PCI), New Delhi.
Affiliated to JNTU, Kakinada, Permitted by Govt. of A.P.
E-mail : principalncp@yahoo.in Website : www.nimra.in



Student Satisfaction Survey

Key Indicator - 2.7.1

Under Criterion II of Teaching – Learning and Evaluation

Guidelines for Students

NAAC (National Assessment and accreditation council) is conducting a Student Satisfaction Survey regarding Teaching – Learning and Evaluation, which will help to upgrade the quality in higher education. A student will have to respond to all the questions given in the following format with her/his sincere effort and thought. Her/his identity will not be revealed.

A) Please confirm this is the first and only time you answer this survey.

a) Yes b) No

B) Age: 20 C) College Name: Nimra college of Pharmacy,

D) Gender: a) Female b) Male c) Transgender

E) What degree program are you pursuing now?

a) Bachelor's b) Master's c) MPhil
d) Doctorate e) Other ()

F) What subject area are you currently pursuing?

a) Arts b) Commerce c) Science
d) Professional e) Other: (B. Pharmacy)

Instructions to fill the questionnaire

- All questions should be compulsorily attempted.
- Each question has five responses, choose the most appropriate one.
- The response to the qualitative question no. 21 is student's opportunity to give suggestions or improvements; she/he can also mention weaknesses of the institute here. (Kindly restrict your response to teaching learning process only)

Criterion II – Teaching–Learning and Evaluation
Student Satisfaction Survey on Teaching Learning Process

Following are questions for online student satisfaction survey regarding teaching learning process.

1. How much of the syllabus was covered in the class?
 - 4 – 85 to 100%
 - 3 – 70 to 84%
 - 2 – 55 to 69%
 - 1 – 30 to 54%
 - 0 – Below 30%
2. How well did the teachers prepare for the classes?
 - 4 – Thoroughly
 - 3 – Satisfactorily
 - 2 – Poorly
 - 1 – Indifferently
 - 0 – Won't teach at all
3. How well were the teachers able to communicate?
 - 4 – Always effective
 - 3 – Sometimes effective
 - 2 – Just satisfactorily
 - 1 – Generally ineffective
 - 0 – Very poor communication
4. The teacher's approach to teaching can best be described as
 - 4 – Excellent
 - 3 – Very good
 - 2 – Good
 - 1 – Fair
 - 0 – Poor
5. Fairness of the internal evaluation process by the teachers.
 - 4 – Always fair
 - 3 – Usually fair
 - 2 – Sometimes unfair
 - 1 – Usually unfair
 - 0 – Unfair
6. Was your performance in assignments discussed with you?
 - 4 – Every time
 - 3 – Usually
 - 2 – Occasionally/Sometimes
 - 1 – Rarely
 - 0 – Never
7. The institute takes active interest in promoting internship, student exchange, field visit opportunities for students.
 - 4 – Regularly
 - 3 – Often
 - 2 – Sometimes
 - 1 – Rarely
 - 0 – Never

8. The teaching and mentoring process in your institution facilitates you in cognitive, social and emotional growth.

- 4 – Significantly
- 3 – Very well
- 2 – Moderately
- 1 – Marginally
- 0 – Not at all

9. The institution provides multiple opportunities to learn and grow.

- 4 – Strongly agree
- 3 – Agree
- 2 – Neutral
- 1 – Disagree
- 0 – Strongly disagree

10. Teachers inform you about your expected competencies, course outcomes and programme outcomes.

- 4 – Every time
- 3 – Usually
- 2 – Occasionally/Sometimes
- 1 – Rarely
- 0 – Never

11. Your mentor does a necessary follow-up with an assigned task to you.

- 4 – Every time
- 3 – Usually
- 2 – Occasionally/Sometimes
- 1 – Rarely
- 0 – I don't have a mentor

12. The teachers illustrate the concepts through examples and applications.

- 4 – Every time
- 3 – Usually
- 2 – Occasionally/Sometimes
- 1 – Rarely
- 0 – Never

13. The teachers identify your strengths and encourage you with providing right level of challenges.

- 4 – Fully
- 3 – Reasonably
- 2 – Partially
- 1 – Slightly
- 0 – Unable to

14. Teachers are able to identify your weaknesses and help you to overcome them.

- 4 – Every time
- 3 – Usually
- 2 – Occasionally/Sometimes
- 1 – Rarely
- 0 – Never

15. The institution makes effort to engage students in the monitoring, review and continuous quality improvement of the teaching learning process.

- 4 – Strongly agree
- 3 – Agree
- 2 – Neutral
- 1 – Disagree
- 0 – Strongly disagree

16. The institute/ teachers use student centric methods, such as experiential learning, participative learning and problem solving methodologies for enhancing learning experiences.

- 4 – To a great extent
- 3 – Moderate
- 2 – Some what
- 1 – Very little
- 0 – Not at all

17. Teachers encourage you to participate in extracurricular activities.

- 4 – Strongly agree
- 3 – Agree
- 2 – Neutral
- 1 – Disagree
- 0 – Strongly disagree

18. Efforts are made by the institute/ teachers to inculcate soft skills, life skills and employability skills to make you ready for the world of work.

- 4 – To a great extent
- 3 – Moderate
- 2 – Some what
- 1 – Very little
- 0 – Not at all

19. What percentage of teachers use ICT tools such as LCD projector, Multimedia, etc. while teaching.

- 4 – Above 90%
- 3 – 70 – 89%
- 2 – 50 – 69%
- 1 – 30 – 49%

20. The overall quality of teaching-learning process in your institute is very good.

- 4 – Strongly agree
- 3 – Agree
- 2 – Neutral
- 1 – Disagree
- 0 – Strongly disagree

21. Give three observation / suggestions to improve the overall teaching – learning experience in your institution.

- a)
- b)
- c)



Nimra College of Pharmacy

Estd By : Nimra Educational Society (A Muslim Minority Society)
Approved by Pharmacy Council of India (PCI), New Delhi.
Affiliated to JNTU, Kakinada, Permitted by Govt. of A.P.
E-mail : principalncp@yahoo.in Website : www.nimra.in



Student Satisfaction Survey

Key Indicator - 2.7.1

Under Criterion II of Teaching – Learning and Evaluation

Guidelines for Students

NAAC (National Assessment and accreditation council) is conducting a Student Satisfaction Survey regarding Teaching – Learning and Evaluation, which will help to upgrade the quality in higher education. A student will have to respond to all the questions given in the following format with her/his sincere effort and thought. Her/his identity will not be revealed.

A) Please confirm this is the first and only time you answer this survey.

a) Yes b) No

B) Age: 20

C) College Name: Nimra college of pharmacy

D) Gender: a) Female b) Male c) Transgender

E) What degree program are you pursuing now?

a) Bachelor's b) Master's c) MPhil

d) Doctorate e) Other ()

F) What subject area are you currently pursuing?

a) Arts b) Commerce c) Science

d) Professional e) Other: (B-pharmacy)

Instructions to fill the questionnaire

- All questions should be compulsorily attempted.
- Each question has five responses, choose the most appropriate one.
- The response to the qualitative question no. 21 is student's opportunity to give suggestions or improvements; she/he can also mention weaknesses of the institute here. (Kindly restrict your response to teaching learning process only)

Criterion II – Teaching–Learning and Evaluation
Student Satisfaction Survey on Teaching Learning Process

Following are questions for online student satisfaction survey regarding teaching learning process.

1. How much of the syllabus was covered in the class?
 - ~~4~~ – 85 to 100%
 - 3 – 70 to 84%
 - 2 – 55 to 69%
 - 1 – 30 to 54%
 - 0 – Below 30%
2. How well did the teachers prepare for the classes?
 - ~~4~~ – Thoroughly
 - 3 – Satisfactorily
 - 2 – Poorly
 - 1 – Indifferently
 - 0 – Won't teach at all
3. How well were the teachers able to communicate?
 - ~~4~~ – Always effective
 - 3 – Sometimes effective
 - 2 – Just satisfactorily
 - 1 – Generally ineffective
 - 0 – Very poor communication
4. The teacher's approach to teaching can best be described as
 - ~~4~~ – Excellent
 - 3 – Very good
 - 2 – Good
 - 1 – Fair
 - 0 – Poor
5. Fairness of the internal evaluation process by the teachers.
 - ~~4~~ – Always fair
 - 3 – Usually fair
 - 2 – Sometimes unfair
 - 1 – Usually unfair
 - 0 – Unfair
6. Was your performance in assignments discussed with you?
 - ~~4~~ – Every time
 - 3 – Usually
 - 2 – Occasionally/Sometimes
 - 1 – Rarely
 - 0 – Never
7. The institute takes active interest in promoting internship, student exchange, field visit opportunities for students.
 - ~~4~~ – Regularly
 - 3 – Often
 - 2 – Sometimes
 - 1 – Rarely
 - 0 – Never

8. The teaching and mentoring process in your institution facilitates you in cognitive, social and emotional growth.

- ~~4~~ – Significantly
- 3 – Very well
- 2 – Moderately
- 1 – Marginally
- 0 – Not at all

9. The institution provides multiple opportunities to learn and grow.

- ~~4~~ – Strongly agree
- 3 – Agree
- 2 – Neutral
- 1 – Disagree
- 0 – Strongly disagree

10. Teachers inform you about your expected competencies, course outcomes and programme outcomes.

- ~~4~~ – Every time
- 3 – Usually
- 2 – Occasionally/Sometimes
- 1 – Rarely
- 0 – Never

11. Your mentor does a necessary follow-up with an assigned task to you.

- ~~4~~ – Every time
- 3 – Usually
- 2 – Occasionally/Sometimes
- 1 – Rarely
- 0 – I don't have a mentor

12. The teachers illustrate the concepts through examples and applications.

- ~~4~~ – Every time
- 3 – Usually
- 2 – Occasionally/Sometimes
- 1 – Rarely
- 0 – Never

13. The teachers identify your strengths and encourage you with providing right level of challenges.

- ~~4~~ – Fully
- 3 – Reasonably
- 2 – Partially
- 1 – Slightly
- 0 – Unable to

14. Teachers are able to identify your weaknesses and help you to overcome them.

- ~~4~~ – Every time
- 3 – Usually
- 2 – Occasionally/Sometimes
- 1 – Rarely
- 0 – Never

15. The institution makes effort to engage students in the monitoring, review and continuous quality improvement of the teaching learning process.

- ~~4~~ – Strongly agree
- ~~3~~ – Agree
- 2 – Neutral
- 1 – Disagree
- 0 – Strongly disagree

16. The institute/ teachers use student centric methods, such as experiential learning, participative learning and problem solving methodologies for enhancing learning experiences.

- ~~4~~ – To a great extent
- ~~3~~ – Moderate
- 2 – Some what
- 1 – Very little
- 0 – Not at all

17. Teachers encourage you to participate in extracurricular activities.

- ~~4~~ – Strongly agree
- ~~3~~ – Agree
- 2 – Neutral
- 1 – Disagree
- 0 – Strongly disagree

18. Efforts are made by the institute/ teachers to inculcate soft skills, life skills and employability skills to make you ready for the world of work.

- ~~4~~ – To a great extent
- ~~3~~ – Moderate
- 2 – Some what
- 1 – Very little
- 0 – Not at all

19. What percentage of teachers use ICT tools such as LCD projector, Multimedia, etc. while teaching.

- ~~4~~ – Above 90%
- 3 – 70 – 89%
- 2 – 50 – 69%
- 1 – 30 – 49%

20. The overall quality of teaching-learning process in your institute is very good.

- ~~4~~ – Strongly agree
- ~~3~~ – Agree
- 2 – Neutral
- 1 – Disagree
- 0 – Strongly disagree

21. Give three observation / suggestions to improve the overall teaching – learning experience in your institution.

- a)
- b)
- c)



Nimra College of Pharmacy

Estd By : Nimra Educational Society (A Muslim Minority Society)
Approved by Pharmacy Council of India (PCI), New Delhi.
Affiliated to JNTU, Kakinada, Permitted by Govt. of A.P.
E-mail : principalncp@yahoo.in Website : www.nimra.in



Student Satisfaction Survey

Key Indicator - 2.7.1

Under Criterion II of Teaching – Learning and Evaluation

Guidelines for Students

NAAC (National Assessment and accreditation council) is conducting a Student Satisfaction Survey regarding Teaching – Learning and Evaluation, which will help to upgrade the quality in higher education. A student will have to respond to all the questions given in the following format with her/his sincere effort and thought. Her/his identity will not be revealed.

A) Please confirm this is the first and only time you answer this survey.

a) Yes b) No

B) Age: 19

C) College Name: Nimra college of pharmacy

D) Gender: a) Female b) Male c) Transgender

E) What degree program are you pursuing now?

a) Bachelor's b) Master's c) MPhil
d) Doctorate e) Other ()

F) What subject area are you currently pursuing?

a) Arts b) Commerce c) Science
d) Professional e) Other: (B-pharmacy)

Instructions to fill the questionnaire

- All questions should be compulsorily attempted.
- Each question has five responses, choose the most appropriate one.
- The response to the qualitative question no. 21 is student's opportunity to give suggestions or improvements; she/he can also mention weaknesses of the institute here. (Kindly restrict your response to teaching learning process only)

Criterion II – Teaching–Learning and Evaluation
Student Satisfaction Survey on Teaching Learning Process

Following are questions for online student satisfaction survey regarding teaching learning process.

1. How much of the syllabus was covered in the class?
 - 4 – 85 to 100% ✓
 - 3 – 70 to 84%
 - 2 – 55 to 69%
 - 1 – 30 to 54%
 - 0 – Below 30%
2. How well did the teachers prepare for the classes?
 - 4 – Thoroughly ✓
 - 3 – Satisfactorily
 - 2 – Poorly
 - 1 – Indifferently
 - 0 – Won't teach at all
3. How well were the teachers able to communicate?
 - 4 – Always effective ✓
 - 3 – Sometimes effective
 - 2 – Just satisfactorily
 - 1 – Generally ineffective
 - 0 – Very poor communication
4. The teacher's approach to teaching can best be described as
 - 4 – Excellent ✓
 - 3 – Very good
 - 2 – Good
 - 1 – Fair
 - 0 – Poor
5. Fairness of the internal evaluation process by the teachers.
 - 4 – Always fair ✓
 - 3 – Usually fair
 - 2 – Sometimes unfair
 - 1 – Usually unfair
 - 0 – Unfair
6. Was your performance in assignments discussed with you?
 - 4 – Every time ✓
 - 3 – Usually
 - 2 – Occasionally/Sometimes
 - 1 – Rarely
 - 0 – Never
7. The institute takes active interest in promoting internship, student exchange, field visit opportunities for students.
 - 4 – Regularly ✓
 - 3 – Often
 - 2 – Sometimes
 - 1 – Rarely
 - 0 – Never

8. The teaching and mentoring process in your institution facilitates you in cognitive, social and emotional growth.

- 4 – Significantly ✓
- 3 – Very well
- 2 – Moderately
- 1 – Marginally
- 0 – Not at all

9. The institution provides multiple opportunities to learn and grow.

- 4 – Strongly agree ✓
- 3 – Agree
- 2 – Neutral
- 1 – Disagree
- 0 – Strongly disagree

10. Teachers inform you about your expected competencies, course outcomes and programme outcomes.

- 4 – Every time ✓
- 3 – Usually
- 2 – Occasionally/Sometimes
- 1 – Rarely
- 0 – Never

11. Your mentor does a necessary follow-up with an assigned task to you.

- 4 – Every time ✓
- 3 – Usually
- 2 – Occasionally/Sometimes
- 1 – Rarely
- 0 – I don't have a mentor

12. The teachers illustrate the concepts through examples and applications.

- 4 – Every time ✓
- 3 – Usually
- 2 – Occasionally/Sometimes
- 1 – Rarely
- 0 – Never

13. The teachers identify your strengths and encourage you with providing right level of challenges.

- 4 – Fully ✓
- 3 – Reasonably
- 2 – Partially
- 1 – Slightly
- 0 – Unable to

14. Teachers are able to identify your weaknesses and help you to overcome them.

- 4 – Every time ✓
- 3 – Usually
- 2 – Occasionally/Sometimes
- 1 – Rarely
- 0 – Never

15. The institution makes effort to engage students in the monitoring, review and continuous quality improvement of the teaching learning process.

- 4 – Strongly agree ✓
- 3 – Agree
- 2 – Neutral
- 1 – Disagree
- 0 – Strongly disagree

16. The institute/ teachers use student centric methods, such as experiential learning, participative learning and problem solving methodologies for enhancing learning experiences.

- 4 – To a great extent
- 3 – Moderate ✓
- 2 – Some what
- 1 – Very little
- 0 – Not at all

17. Teachers encourage you to participate in extracurricular activities.

- 4 – Strongly agree
- 3 – Agree ✓
- 2 – Neutral
- 1 – Disagree
- 0 – Strongly disagree

18. Efforts are made by the institute/ teachers to inculcate soft skills, life skills and employability skills to make you ready for the world of work.

- 4 – To a great extent ✓
- 3 – Moderate
- 2 – Some what
- 1 – Very little
- 0 – Not at all

19. What percentage of teachers use ICT tools such as LCD projector, Multimedia, etc. while teaching.

- 4 – Above 90% ✓
- 3 – 70 – 89%
- 2 – 50 – 69%
- 1 – 30 – 49%

20. The overall quality of teaching-learning process in your institute is very good.

- 4 – Strongly agree ✓
- 3 – Agree
- 2 – Neutral
- 1 – Disagree
- 0 – Strongly disagree

21. Give three observation / suggestions to improve the overall teaching – learning experience in your institution.

a)

b)

c)



Nimra College of Pharmacy

Estd By : Nimra Educational Society (A Muslim Minority Society)
Approved by Pharmacy Council of India (PCI), New Delhi.
Affiliated to JNTU, Kakinada, Permitted by Govt. of A.P.
E-mail : principalncp@yahoo.in Website : www.nimra.in



Student Satisfaction Survey

Key Indicator - 2.7.1

Under Criterion II of Teaching – Learning and Evaluation

Guidelines for Students

NAAC (National Assessment and accreditation council) is conducting a Student Satisfaction Survey regarding Teaching – Learning and Evaluation, which will help to upgrade the quality in higher education. A student will have to respond to all the questions given in the following format with her/his sincere effort and thought. Her/his identity will not be revealed.

A) Please confirm this is the first and only time you answer this survey.

a) Yes b) No

B) Age: 20

C) College Name: *Nimra college of pharmacy*

D) Gender: a) Female b) Male c) Transgender

E) What degree program are you pursuing now?

a) Bachelor's b) Master's c) MPhil
d) Doctorate e) Other ()

F) What subject area are you currently pursuing?

a) Arts b) Commerce c) Science
d) Professional e) Other: (*B. pharmacy*)

Instructions to fill the questionnaire

- All questions should be compulsorily attempted.
- Each question has five responses, choose the most appropriate one.
- The response to the qualitative question no. 21 is student's opportunity to give suggestions or improvements; she/he can also mention weaknesses of the institute here. (Kindly restrict your response to teaching learning process only)

Criterion II – Teaching–Learning and Evaluation
Student Satisfaction Survey on Teaching Learning Process

Following are questions for online student satisfaction survey regarding teaching learning process.

1. How much of the syllabus was covered in the class?
 - 4 – 85 to 100%
 - 3 – 70 to 84%
 - 2 – 55 to 69%
 - 1 – 30 to 54%
 - 0 – Below 30%
2. How well did the teachers prepare for the classes?
 - 4 – Thoroughly
 - 3 – Satisfactorily
 - 2 – Poorly
 - 1 – Indifferently
 - 0 – Won't teach at all
3. How well were the teachers able to communicate?
 - 4 – Always effective
 - 3 – Sometimes effective
 - 2 – Just satisfactorily
 - 1 – Generally ineffective
 - 0 – Very poor communication
4. The teacher's approach to teaching can best be described as
 - 4 – Excellent
 - 3 – Very good
 - 2 – Good
 - 1 – Fair
 - 0 – Poor
5. Fairness of the internal evaluation process by the teachers.
 - 4 – Always fair
 - 3 – Usually fair
 - 2 – Sometimes unfair
 - 1 – Usually unfair
 - 0 – Unfair
6. Was your performance in assignments discussed with you?
 - 4 – Every time
 - 3 – Usually
 - 2 – Occasionally/Sometimes
 - 1 – Rarely
 - 0 – Never
7. The institute takes active interest in promoting internship, student exchange, field visit opportunities for students.
 - 4 – Regularly
 - 3 – Often
 - 2 – Sometimes
 - 1 – Rarely
 - 0 – Never

8. The teaching and mentoring process in your institution facilitates you in cognitive, social and emotional growth.

- 4 – Significantly
- ~~3~~ – Very well
- 2 – Moderately
- 1 – Marginally
- 0 – Not at all

9. The institution provides multiple opportunities to learn and grow.

- ~~4~~ – Strongly agree
- 3 – Agree
- 2 – Neutral
- 1 – Disagree
- 0 – Strongly disagree

10. Teachers inform you about your expected competencies, course outcomes and programme outcomes.

- 4 – Every time
- ~~3~~ – Usually
- 2 – Occasionally/Sometimes
- 1 – Rarely
- 0 – Never

11. Your mentor does a necessary follow-up with an assigned task to you.

- 4 – Every time
- ~~3~~ – Usually
- 2 – Occasionally/Sometimes
- 1 – Rarely
- 0 – I don't have a mentor

12. The teachers illustrate the concepts through examples and applications.

- 4 – Every time
- ~~3~~ – Usually
- 2 – Occasionally/Sometimes
- 1 – Rarely
- 0 – Never

13. The teachers identify your strengths and encourage you with providing right level of challenges.

- 4 – Fully
- ~~3~~ – Reasonably
- 2 – Partially
- 1 – Slightly
- 0 – Unable to

14. Teachers are able to identify your weaknesses and help you to overcome them.

- 4 – Every time
- ~~3~~ – Usually
- 2 – Occasionally/Sometimes
- 1 – Rarely
- 0 – Never

15. The institution makes effort to engage students in the monitoring, review and continuous quality improvement of the teaching learning process.

4 – Strongly agree

3 – Agree

2 – Neutral

1 – Disagree

0 – Strongly disagree

16. The institute/ teachers use student centric methods, such as experiential learning, participative learning and problem solving methodologies for enhancing learning experiences.

4 – To a great extent

3 – Moderate

2 – Some what

1 – Very little

0 – Not at all

17. Teachers encourage you to participate in extracurricular activities.

4 – Strongly agree

3 – Agree

2 – Neutral

1 – Disagree

0 – Strongly disagree

18. Efforts are made by the institute/ teachers to inculcate soft skills, life skills and employability skills to make you ready for the world of work.

4 – To a great extent

3 – Moderate

2 – Some what

1 – Very little

0 – Not at all

19. What percentage of teachers use ICT tools such as LCD projector, Multimedia, etc. while teaching.

4 – Above 90%

3 – 70 – 89%

2 – 50 – 69%

1 – 30 – 49%

20. The overall quality of teaching-learning process in your institute is very good.

4 – Strongly agree

3 – Agree

2 – Neutral

1 – Disagree

0 – Strongly disagree

21. Give three observation / suggestions to improve the overall teaching – learning experience in your institution.

a)

b)

c)



Nimra College of Pharmacy

Estd By : Nimra Educational Society (A Muslim Minority Society)
Approved by Pharmacy Council of India (PCI), New Delhi.
Affiliated to JNTU, Kakinada, Permitted by Govt. of A.P.
E-mail : principalncp@yahoo.in Website : www.nimra.in



Student Satisfaction Survey

Key Indicator - 2.7.1

Under Criterion II of Teaching – Learning and Evaluation

Guidelines for Students

NAAC (National Assessment and accreditation council) is conducting a Student Satisfaction Survey regarding Teaching – Learning and Evaluation, which will help to upgrade the quality in higher education. A student will have to respond to all the questions given in the following format with her/his sincere effort and thought. Her/his identity will not be revealed.

A) Please confirm this is the first and only time you answer this survey.

a) Yes b) No

B) Age: 19

C) College Name: NIMRA College of Pharmacy

D) Gender: a) Female b) Male c) Transgender

E) What degree program are you pursuing now?

a) Bachelor's b) Master's c) MPhil
d) Doctorate e) Other ()

F) What subject area are you currently pursuing?

a) Arts b) Commerce c) Science
d) Professional e) Other: (B-Pharmacy)

Instructions to fill the questionnaire

- All questions should be compulsorily attempted.
- Each question has five responses, choose the most appropriate one.
- The response to the qualitative question no. 21 is student's opportunity to give suggestions or improvements; she/he can also mention weaknesses of the institute here. (Kindly restrict your response to teaching learning process only)

Criterion II – Teaching–Learning and Evaluation
Student Satisfaction Survey on Teaching Learning Process

Following are questions for online student satisfaction survey regarding teaching learning process.

1. How much of the syllabus was covered in the class?
 - 4 – 85 to 100%
 - 3 – 70 to 84%
 - 2 – 55 to 69%
 - 1 – 30 to 54%
 - 0 – Below 30%
2. How well did the teachers prepare for the classes?
 - 4 – Thoroughly
 - 3 – Satisfactorily
 - 2 – Poorly
 - 1 – Indifferently
 - 0 – Won't teach at all
3. How well were the teachers able to communicate?
 - 4 – Always effective
 - 3 – Sometimes effective
 - 2 – Just satisfactorily
 - 1 – Generally ineffective
 - 0 – Very poor communication
4. The teacher's approach to teaching can best be described as
 - 4 – Excellent
 - 3 – Very good
 - 2 – Good
 - 1 – Fair
 - 0 – Poor
5. Fairness of the internal evaluation process by the teachers.
 - 4 – Always fair
 - 3 – Usually fair
 - 2 – Sometimes unfair
 - 1 – Usually unfair
 - 0 – Unfair
6. Was your performance in assignments discussed with you?
 - 4 – Every time
 - 3 – Usually
 - 2 – Occasionally/Sometimes
 - 1 – Rarely
 - 0 – Never
7. The institute takes active interest in promoting internship, student exchange, field visit opportunities for students.
 - 4 – Regularly
 - 3 – Often
 - 2 – Sometimes
 - 1 – Rarely
 - 0 – Never

8. The teaching and mentoring process in your institution facilitates you in cognitive, social and emotional growth.

- 4 – Significantly
- 3 – Very well
- 2 – Moderately
- 1 – Marginally
- 0 – Not at all

9. The institution provides multiple opportunities to learn and grow.

- 4 – Strongly agree
- 3 – Agree
- 2 – Neutral
- 1 – Disagree
- 0 – Strongly disagree

10. Teachers inform you about your expected competencies, course outcomes and programme outcomes.

- 4 – Every time
- 3 – Usually
- 2 – Occasionally/Sometimes
- 1 – Rarely
- 0 – Never

11. Your mentor does a necessary follow-up with an assigned task to you.

- 4 – Every time
- 3 – Usually
- 2 – Occasionally/Sometimes
- 1 – Rarely
- 0 – I don't have a mentor

12. The teachers illustrate the concepts through examples and applications.

- 4 – Every time
- 3 – Usually
- 2 – Occasionally/Sometimes
- 1 – Rarely
- 0 – Never

13. The teachers identify your strengths and encourage you with providing right level of challenges.

- 4 – Fully
- 3 – Reasonably
- 2 – Partially
- 1 – Slightly
- 0 – Unable to

14. Teachers are able to identify your weaknesses and help you to overcome them.

- 4 – Every time
- 3 – Usually
- 2 – Occasionally/Sometimes
- 1 – Rarely
- 0 – Never

15. The institution makes effort to engage students in the monitoring, review and continuous quality improvement of the teaching learning process.

- 4 – Strongly agree
- 3 – Agree
- 2 – Neutral
- 1 – Disagree
- 0 – Strongly disagree

16. The institute/ teachers use student centric methods, such as experiential learning, participative learning and problem solving methodologies for enhancing learning experiences.

- 4 – To a great extent
- 3 – Moderate
- 2 – Some what
- 1 – Very little
- 0 – Not at all

17. Teachers encourage you to participate in extracurricular activities.

- 4 – Strongly agree
- 3 – Agree
- 2 – Neutral
- 1 – Disagree
- 0 – Strongly disagree

18. Efforts are made by the institute/ teachers to inculcate soft skills, life skills and employability skills to make you ready for the world of work.

- 4 – To a great extent
- 3 – Moderate
- 2 – Some what
- 1 – Very little
- 0 – Not at all

19. What percentage of teachers use ICT tools such as LCD projector, Multimedia, etc. while teaching.

- 4 – Above 90%
- 3 – 70 – 89%
- 2 – 50 – 69%
- 1 – 30 – 49%

20. The overall quality of teaching-learning process in your institute is very good.

- 4 – Strongly agree
- 3 – Agree
- 2 – Neutral
- 1 – Disagree
- 0 – Strongly disagree

21. Give three observation / suggestions to improve the overall teaching – learning experience in your institution.

a)

b)

c)



Nimra College of Pharmacy

Estd By : Nimra Educational Society (A Muslim Minority Society)
Approved by Pharmacy Council of India (PCI), New Delhi.
Affiliated to JNTU, Kakinada, Permitted by Govt. of A.P.
E-mail : principalncp@yahoo.in Website : www.nimra.in



Student Satisfaction Survey

Key Indicator - 2.7.1

Under Criterion II of Teaching – Learning and Evaluation

Guidelines for Students

NAAC (National Assessment and accreditation council) is conducting a Student Satisfaction Survey regarding Teaching – Learning and Evaluation, which will help to upgrade the quality in higher education. A student will have to respond to all the questions given in the following format with her/his sincere effort and thought. Her/his identity will not be revealed.

A) Please confirm this is the first and only time you answer this survey.

a) Yes b) No

B) Age: 23 C) College Name: Nimra college of pharmacy

D) Gender: a) Female b) Male c) Transgender

E) What degree program are you pursuing now?

a) Bachelor's b) Master's c) MPhil
d) Doctorate e) Other ()

F) What subject area are you currently pursuing?

a) Arts b) Commerce c) Science
d) Professional e) Other: (B-pharmacy)

Instructions to fill the questionnaire

- All questions should be compulsorily attempted.
- Each question has five responses, choose the most appropriate one.
- The response to the qualitative question no. 21 is student's opportunity to give suggestions or improvements; she/he can also mention weaknesses of the institute here. (Kindly restrict your response to teaching learning process only)

Criterion II – Teaching–Learning and Evaluation
Student Satisfaction Survey on Teaching Learning Process

Following are questions for online student satisfaction survey regarding teaching learning process.

1. How much of the syllabus was covered in the class?
 - 4 – 85 to 100%
 - 3 – 70 to 84%
 - 2 – 55 to 69%
 - 1 – 30 to 54%
 - 0 – Below 30%
2. How well did the teachers prepare for the classes?
 - 4 – Thoroughly
 - 3 – Satisfactorily
 - 2 – Poorly
 - 1 – Indifferently
 - 0 – Won't teach at all
3. How well were the teachers able to communicate?
 - 4 – Always effective
 - 3 – Sometimes effective
 - 2 – Just satisfactorily
 - 1 – Generally ineffective
 - 0 – Very poor communication
4. The teacher's approach to teaching can best be described as
 - 4 – Excellent
 - 3 – Very good
 - 2 – Good
 - 1 – Fair
 - 0 – Poor
5. Fairness of the internal evaluation process by the teachers.
 - 4 – Always fair
 - 3 – Usually fair
 - 2 – Sometimes unfair
 - 1 – Usually unfair
 - 0 – Unfair
6. Was your performance in assignments discussed with you?
 - 4 – Every time
 - 3 – Usually
 - 2 – Occasionally/Sometimes
 - 1 – Rarely
 - 0 – Never
7. The institute takes active interest in promoting internship, student exchange, field visit opportunities for students.
 - 4 – Regularly
 - 3 – Often
 - 2 – Sometimes
 - 1 – Rarely
 - 0 – Never

8. The teaching and mentoring process in your institution facilitates you in cognitive, social and emotional growth.

4 – Significantly

3 – Very well

2 – Moderately

1 – Marginally

0 – Not at all

9. The institution provides multiple opportunities to learn and grow.

4 – Strongly agree

3 – Agree

2 – Neutral

1 – Disagree

0 – Strongly disagree

10. Teachers inform you about your expected competencies, course outcomes and programme outcomes.

4 – Every time

3 – Usually

2 – Occasionally/Sometimes

1 – Rarely

0 – Never

11. Your mentor does a necessary follow-up with an assigned task to you.

4 – Every time

3 – Usually

2 – Occasionally/Sometimes

1 – Rarely

0 – I don't have a mentor

12. The teachers illustrate the concepts through examples and applications.

4 – Every time

3 – Usually

2 – Occasionally/Sometimes

1 – Rarely

0 – Never

13. The teachers identify your strengths and encourage you with providing right level of challenges.

4 – Fully

3 – Reasonably

2 – Partially

1 – Slightly

0 – Unable to

14. Teachers are able to identify your weaknesses and help you to overcome them.

4 – Every time

3 – Usually

2 – Occasionally/Sometimes

1 – Rarely

0 – Never

15. The institution makes effort to engage students in the monitoring, review and continuous quality improvement of the teaching learning process.

- 4 – Strongly agree
- 3 – Agree
- 2 – Neutral
- 1 – Disagree
- 0 – Strongly disagree

16. The institute/ teachers use student centric methods, such as experiential learning, participative learning and problem solving methodologies for enhancing learning experiences.

- 4 – To a great extent
- 3 – Moderate
- 2 – Some what
- 1 – Very little
- 0 – Not at all

17. Teachers encourage you to participate in extracurricular activities.

- 4 – Strongly agree
- 3 – Agree
- 2 – Neutral
- 1 – Disagree
- 0 – Strongly disagree

18. Efforts are made by the institute/ teachers to inculcate soft skills, life skills and employability skills to make you ready for the world of work.

- 4 – To a great extent
- 3 – Moderate
- 2 – Some what
- 1 – Very little
- 0 – Not at all

19. What percentage of teachers use ICT tools such as LCD projector, Multimedia, etc. while teaching.

- 4 – Above 90%
- 3 – 70 – 89%
- 2 – 50 – 69%
- 1 – 30 – 49%

20. The overall quality of teaching-learning process in your institute is very good.

- 4 – Strongly agree
- 3 – Agree
- 2 – Neutral
- 1 – Disagree
- 0 – Strongly disagree

21. Give three observation / suggestions to improve the overall teaching – learning experience in your institution.

a)

b)

c)



Nimra College of Pharmacy

Estd By : Nimra Educational Society (A Muslim Minority Society)
Approved by Pharmacy Council of India (PCI), New Delhi.
Affiliated to JNTU, Kakinada, Permitted by Govt. of A.P.
E-mail : principalncp@yahoo.in Website : www.nimra.in



Student Satisfaction Survey

Key Indicator - 2.7.1

Under Criterion II of Teaching – Learning and Evaluation

Guidelines for Students

NAAC (National Assessment and accreditation council) is conducting a Student Satisfaction Survey regarding Teaching – Learning and Evaluation, which will help to upgrade the quality in higher education. A student will have to respond to all the questions given in the following format with her/his sincere effort and thought. Her/his identity will not be revealed.

A) Please confirm this is the first and only time you answer this survey.

a) Yes b) No

B) Age: 19

C) College Name: *Nimra college of pharmacy*

D) Gender: a) Female b) Male c) Transgender

E) What degree program are you pursuing now?

a) Bachelor's b) Master's c) MPhil
d) Doctorate e) Other ()

F) What subject area are you currently pursuing?

a) Arts b) Commerce c) Science
d) Professional e) Other: (*B.pharmacy*)

Instructions to fill the questionnaire

- All questions should be compulsorily attempted.
- Each question has five responses, choose the most appropriate one.
- The response to the qualitative question no. 21 is student's opportunity to give suggestions or improvements; she/he can also mention weaknesses of the institute here. (Kindly restrict your response to teaching learning process only)

Criterion II – Teaching–Learning and Evaluation
Student Satisfaction Survey on Teaching Learning Process

Following are questions for online student satisfaction survey regarding teaching learning process.

1. How much of the syllabus was covered in the class?
 - 4 – 85 to 100%
 - 3 – 70 to 84%
 - 2 – 55 to 69%
 - 1 – 30 to 54%
 - 0 – Below 30%
2. How well did the teachers prepare for the classes?
 - 4 – Thoroughly
 - 3 – Satisfactorily
 - 2 – Poorly
 - 1 – Indifferently
 - 0 – Won't teach at all
3. How well were the teachers able to communicate?
 - 4 – Always effective
 - 3 – Sometimes effective
 - 2 – Just satisfactorily
 - 1 – Generally ineffective
 - 0 – Very poor communication
4. The teacher's approach to teaching can best be described as
 - 4 – Excellent
 - 3 – Very good
 - 2 – Good
 - 1 – Fair
 - 0 – Poor
5. Fairness of the internal evaluation process by the teachers.
 - 4 – Always fair
 - 3 – Usually fair
 - 2 – Sometimes unfair
 - 1 – Usually unfair
 - 0 – Unfair
6. Was your performance in assignments discussed with you?
 - 4 – Every time
 - 3 – Usually
 - 2 – Occasionally/Sometimes
 - 1 – Rarely
 - 0 – Never
7. The institute takes active interest in promoting internship, student exchange, field visit opportunities for students.
 - 4 – Regularly
 - 3 – Often
 - 2 – Sometimes
 - 1 – Rarely
 - 0 – Never

8. The teaching and mentoring process in your institution facilitates you in cognitive, social and emotional growth.

- ~~4~~ – Significantly
- 3 – Very well
- 2 – Moderately
- 1 – Marginally
- 0 – Not at all

9. The institution provides multiple opportunities to learn and grow.

- 4 – Strongly agree
- ~~3~~ – Agree
- 2 – Neutral
- 1 – Disagree
- 0 – Strongly disagree

10. Teachers inform you about your expected competencies, course outcomes and programme outcomes.

- ~~4~~ – Every time
- 3 – Usually
- 2 – Occasionally/Sometimes
- 1 – Rarely
- 0 – Never

11. Your mentor does a necessary follow-up with an assigned task to you.

- 4 – Every time
- ~~3~~ – Usually
- 2 – Occasionally/Sometimes
- 1 – Rarely
- 0 – I don't have a mentor

12. The teachers illustrate the concepts through examples and applications.

- ~~4~~ – Every time
- 3 – Usually
- 2 – Occasionally/Sometimes
- 1 – Rarely
- 0 – Never

13. The teachers identify your strengths and encourage you with providing right level of challenges.

- 4 – Fully
- ~~3~~ – Reasonably
- 2 – Partially
- 1 – Slightly
- 0 – Unable to

14. Teachers are able to identify your weaknesses and help you to overcome them.

- ~~4~~ – Every time
- 3 – Usually
- 2 – Occasionally/Sometimes
- 1 – Rarely
- 0 – Never

15. The institution makes effort to engage students in the monitoring, review and continuous quality improvement of the teaching learning process.

- 4 – Strongly agree
- 3 – Agree
- 2 – Neutral
- 1 – Disagree
- 0 – Strongly disagree

16. The institute/ teachers use student centric methods, such as experiential learning, participative learning and problem solving methodologies for enhancing learning experiences.

- 4 – To a great extent
- 3 – Moderate
- 2 – Some what
- 1 – Very little
- 0 – Not at all

17. Teachers encourage you to participate in extracurricular activities.

- 4 – Strongly agree
- 3 – Agree
- 2 – Neutral
- 1 – Disagree
- 0 – Strongly disagree

18. Efforts are made by the institute/ teachers to inculcate soft skills, life skills and employability skills to make you ready for the world of work.

- 4 – To a great extent
- 3 – Moderate
- 2 – Some what
- 1 – Very little
- 0 – Not at all

19. What percentage of teachers use ICT tools such as LCD projector, Multimedia, etc. while teaching.

- 4 – Above 90%
- 3 – 70 – 89%
- 2 – 50 – 69%
- 1 – 30 – 49%

20. The overall quality of teaching-learning process in your institute is very good.

- 4 – Strongly agree
- 3 – Agree
- 2 – Neutral
- 1 – Disagree
- 0 – Strongly disagree

21. Give three observation / suggestions to improve the overall teaching – learning experience in your institution.

- a)
- b)
- c)



Nimra College of Pharmacy

Estd By : Nimra Educational Society (A Muslim Minority Society)
Approved by Pharmacy Council of India (PCI), New Delhi.
Affiliated to JNTU, Kakinada, Permitted by Govt. of A.P.
E-mail : principalncp@yahoo.in Website : www.nimra.in



Student Satisfaction Survey

Key Indicator - 2.7.1

Under Criterion II of Teaching – Learning and Evaluation

Guidelines for Students

NAAC (National Assessment and accreditation council) is conducting a Student Satisfaction Survey regarding Teaching – Learning and Evaluation, which will help to upgrade the quality in higher education. A student will have to respond to all the questions given in the following format with her/his sincere effort and thought. Her/his identity will not be revealed.

A) Please confirm this is the first and only time you answer this survey.

a) Yes b) No

B) Age: 19

C) College Name: Nimra college of Pharmacy

D) Gender: a) Female b) Male c) Transgender

E) What degree program are you pursuing now?

a) Bachelor's b) Master's c) MPhil
d) Doctorate e) Other ()

F) What subject area are you currently pursuing?

a) Arts b) Commerce c) Science
d) Professional e) Other: (B. Pharmacy)

Instructions to fill the questionnaire

- All questions should be compulsorily attempted.
- Each question has five responses, choose the most appropriate one.
- The response to the qualitative question no. 21 is student's opportunity to give suggestions or improvements; she/he can also mention weaknesses of the institute here. (Kindly restrict your response to teaching learning process only)

Criterion II – Teaching–Learning and Evaluation
Student Satisfaction Survey on Teaching Learning Process

Following are questions for online student satisfaction survey regarding teaching learning process.

1. How much of the syllabus was covered in the class?
 - 4 – 85 to 100% ✓
 - 3 – 70 to 84%
 - 2 – 55 to 69%
 - 1 – 30 to 54%
 - 0 – Below 30%
2. How well did the teachers prepare for the classes?
 - 4 – Thoroughly
 - 3 – Satisfactorily ✓
 - 2 – Poorly
 - 1 – Indifferently
 - 0 – Won't teach at all
3. How well were the teachers able to communicate?
 - 4 – Always effective
 - 3 – Sometimes effective ✓
 - 2 – Just satisfactorily
 - 1 – Generally ineffective
 - 0 – Very poor communication
4. The teacher's approach to teaching can best be described as
 - 4 – Excellent ✓
 - 3 – Very good
 - 2 – Good
 - 1 – Fair
 - 0 – Poor
5. Fairness of the internal evaluation process by the teachers.
 - 4 – Always fair ✓
 - 3 – Usually fair
 - 2 – Sometimes unfair
 - 1 – Usually unfair
 - 0 – Unfair
6. Was your performance in assignments discussed with you?
 - 4 – Every time ✓
 - 3 – Usually
 - 2 – Occasionally/Sometimes
 - 1 – Rarely
 - 0 – Never
7. The institute takes active interest in promoting internship, student exchange, field visit opportunities for students.
 - 4 – Regularly
 - 3 – Often ✓
 - 2 – Sometimes
 - 1 – Rarely
 - 0 – Never

8. The teaching and mentoring process in your institution facilitates you in cognitive, social and emotional growth.

- 4 – Significantly ✓
- 3 – Very well
- 2 – Moderately
- 1 – Marginally
- 0 – Not at all

9. The institution provides multiple opportunities to learn and grow.

- 4 – Strongly agree
- 3 – Agree ✓
- 2 – Neutral
- 1 – Disagree
- 0 – Strongly disagree

10. Teachers inform you about your expected competencies, course outcomes and programme outcomes.

- 4 – Every time
- 3 – Usually ✓
- 2 – Occasionally/Sometimes
- 1 – Rarely
- 0 – Never

11. Your mentor does a necessary follow-up with an assigned task to you.

- 4 – Every time ✓
- 3 – Usually
- 2 – Occasionally/Sometimes
- 1 – Rarely
- 0 – I don't have a mentor

12. The teachers illustrate the concepts through examples and applications.

- 4 – Every time ✓
- 3 – Usually
- 2 – Occasionally/Sometimes
- 1 – Rarely
- 0 – Never

13. The teachers identify your strengths and encourage you with providing right level of challenges.

- 4 – Fully
- 3 – Reasonably ✓
- 2 – Partially
- 1 – Slightly
- 0 – Unable to

14. Teachers are able to identify your weaknesses and help you to overcome them.

- 4 – Every time
- 3 – Usually ✓
- 2 – Occasionally/Sometimes
- 1 – Rarely
- 0 – Never

15. The institution makes effort to engage students in the monitoring, review and continuous quality improvement of the teaching learning process.

- 4 – Strongly agree ✓
- 3 – Agree
- 2 – Neutral
- 1 – Disagree
- 0 – Strongly disagree

16. The institute/ teachers use student centric methods, such as experiential learning, participative learning and problem solving methodologies for enhancing learning experiences.

- 4 – To a great extent ✓
- 3 – Moderate
- 2 – Some what
- 1 – Very little
- 0 – Not at all

17. Teachers encourage you to participate in extracurricular activities.

- 4 – Strongly agree ✓
- 3 – Agree
- 2 – Neutral
- 1 – Disagree
- 0 – Strongly disagree

18. Efforts are made by the institute/ teachers to inculcate soft skills, life skills and employability skills to make you ready for the world of work.

- 4 – To a great extent ✓
- 3 – Moderate
- 2 – Some what
- 1 – Very little
- 0 – Not at all

19. What percentage of teachers use ICT tools such as LCD projector, Multimedia, etc. while teaching.

- 4 – Above 90% ✓
- 3 – 70 – 89%
- 2 – 50 – 69%
- 1 – 30 – 49%

20. The overall quality of teaching-learning process in your institute is very good.

- 4 – Strongly agree
- 3 – Agree ✓
- 2 – Neutral
- 1 – Disagree
- 0 – Strongly disagree

21. Give three observation / suggestions to improve the overall teaching – learning experience in your institution.

- a)
- b)
- c)



Nimra College of Pharmacy

Estd By : Nimra Educational Society (A Muslim Minority Society)
Approved by Pharmacy Council of India (PCI), New Delhi.
Affiliated to JNTU, Kakinada, Permitted by Govt. of A.P.
E-mail : principalncp@yahoo.in Website : www.nimra.in



Student Satisfaction Survey

Key Indicator - 2.7.1

Under Criterion II of Teaching – Learning and Evaluation

Guidelines for Students

NAAC (National Assessment and accreditation council) is conducting a Student Satisfaction Survey regarding Teaching – Learning and Evaluation, which will help to upgrade the quality in higher education. A student will have to respond to all the questions given in the following format with her/his sincere effort and thought. Her/his identity will not be revealed.

A) Please confirm this is the first and only time you answer this survey.

a) Yes b) No

B) Age: 19

C) College Name: Nimra college of pharmacy

D) Gender: a) Female b) Male c) Transgender

E) What degree program are you pursuing now?

a) Bachelor's b) Master's c) MPhil
d) Doctorate e) Other ()

F) What subject area are you currently pursuing?

a) Arts b) Commerce c) Science
d) Professional e) Other: (B. pharmacy)

Instructions to fill the questionnaire

- All questions should be compulsorily attempted.
- Each question has five responses, choose the most appropriate one.
- The response to the qualitative question no. 21 is student's opportunity to give suggestions or improvements; she/he can also mention weaknesses of the institute here. (Kindly restrict your response to teaching learning process only)

Criterion II – Teaching–Learning and Evaluation
Student Satisfaction Survey on Teaching Learning Process

Following are questions for online student satisfaction survey regarding teaching learning process.

1. How much of the syllabus was covered in the class?
 4 – 85 to 100%
 3 – 70 to 84%
 2 – 55 to 69%
 1 – 30 to 54%
 0 – Below 30%
2. How well did the teachers prepare for the classes?
 4 – Thoroughly
 3 – Satisfactorily
 2 – Poorly
 1 – Indifferently
 0 – Won't teach at all
3. How well were the teachers able to communicate?
 4 – Always effective
 3 – Sometimes effective
 2 – Just satisfactorily
 1 – Generally ineffective
 0 – Very poor communication
4. The teacher's approach to teaching can best be described as
 4 – Excellent
 3 – Very good
 2 – Good
 1 – Fair
 0 – Poor
5. Fairness of the internal evaluation process by the teachers.
 4 – Always fair
 3 – Usually fair
 2 – Sometimes unfair
 1 – Usually unfair
 0 – Unfair
6. Was your performance in assignments discussed with you?
 4 – Every time
 3 – Usually
 2 – Occasionally/Sometimes
 1 – Rarely
 0 – Never
7. The institute takes active interest in promoting internship, student exchange, field visit opportunities for students.
 4 – Regularly
 3 – Often
 2 – Sometimes
 1 – Rarely
 0 – Never

8. The teaching and mentoring process in your institution facilitates you in cognitive, social and emotional growth.

- 4 – Significantly
- 3 – Very well
- 2 – Moderately
- 1 – Marginally
- 0 – Not at all

9. The institution provides multiple opportunities to learn and grow.

- 4 – Strongly agree
- 3 – Agree
- 2 – Neutral
- 1 – Disagree
- 0 – Strongly disagree

10. Teachers inform you about your expected competencies, course outcomes and programme outcomes.

- 4 – Every time
- 3 – Usually
- 2 – Occasionally/Sometimes
- 1 – Rarely
- 0 – Never

11. Your mentor does a necessary follow-up with an assigned task to you.

- 4 – Every time
- 3 – Usually
- 2 – Occasionally/Sometimes
- 1 – Rarely
- 0 – I don't have a mentor

12. The teachers illustrate the concepts through examples and applications.

- 4 – Every time
- 3 – Usually
- 2 – Occasionally/Sometimes
- 1 – Rarely
- 0 – Never

13. The teachers identify your strengths and encourage you with providing right level of challenges.

- 4 – Fully
- 3 – Reasonably
- 2 – Partially
- 1 – Slightly
- 0 – Unable to

14. Teachers are able to identify your weaknesses and help you to overcome them.

- 4 – Every time
- 3 – Usually
- 2 – Occasionally/Sometimes
- 1 – Rarely
- 0 – Never

15. The institution makes effort to engage students in the monitoring, review and continuous quality improvement of the teaching learning process.

- 4 – Strongly agree
- 3 – Agree
- 2 – Neutral
- 1 – Disagree
- 0 – Strongly disagree

16. The institute/ teachers use student centric methods, such as experiential learning, participative learning and problem solving methodologies for enhancing learning experiences.

- 4 – To a great extent
- 3 – Moderate
- 2 – Some what
- 1 – Very little
- 0 – Not at all

17. Teachers encourage you to participate in extracurricular activities.

- 4 – Strongly agree
- 3 – Agree
- 2 – Neutral
- 1 – Disagree
- 0 – Strongly disagree

18. Efforts are made by the institute/ teachers to inculcate soft skills, life skills and employability skills to make you ready for the world of work.

- 4 – To a great extent
- 3 – Moderate
- 2 – Some what
- 1 – Very little
- 0 – Not at all

19. What percentage of teachers use ICT tools such as LCD projector, Multimedia, etc. while teaching.

- 4 – Above 90%
- 3 – 70 – 89%
- 2 – 50 – 69%
- 1 – 30 – 49%

20. The overall quality of teaching-learning process in your institute is very good.

- 4 – Strongly agree
- 3 – Agree
- 2 – Neutral
- 1 – Disagree
- 0 – Strongly disagree

21. Give three observation / suggestions to improve the overall teaching – learning experience in your institution.

a)

b)

c)



Nimra College of Pharmacy

Estd By : Nimra Educational Society (A Muslim Minority Society)
Approved by Pharmacy Council of India (PCI), New Delhi.
Affiliated to JNTU, Kakinada, Permitted by Govt. of A.P.
E-mail : principalncp@yahoo.in Website : www.nimra.in



Student Satisfaction Survey

Key Indicator - 2.7.1

Under Criterion II of Teaching – Learning and Evaluation

Guidelines for Students

NAAC (National Assessment and accreditation council) is conducting a Student Satisfaction Survey regarding Teaching – Learning and Evaluation, which will help to upgrade the quality in higher education. A student will have to respond to all the questions given in the following format with her/his sincere effort and thought. Her/his identity will not be revealed.

A) Please confirm this is the first and only time you answer this survey.

a) Yes b) No

B) Age: 19

C) College Name: Nimra College of Pharmacy

D) Gender: a) Female b) Male c) Transgender

E) What degree program are you pursuing now?

a) Bachelor's b) Master's c) MPhil
d) Doctorate e) Other ()

F) What subject area are you currently pursuing?

a) Arts b) Commerce c) Science
d) Professional e) Other: (B pharmacy)

Instructions to fill the questionnaire

- All questions should be compulsorily attempted.
- Each question has five responses, choose the most appropriate one.
- The response to the qualitative question no. 21 is student's opportunity to give suggestions or improvements; she/he can also mention weaknesses of the institute here. (Kindly restrict your response to teaching learning process only)

Criterion II – Teaching–Learning and Evaluation
Student Satisfaction Survey on Teaching Learning Process

Following are questions for online student satisfaction survey regarding teaching learning process.

1. How much of the syllabus was covered in the class?
 - 4 – 85 to 100%
 - 3 – 70 to 84%
 - 2 – 55 to 69%
 - 1 – 30 to 54%
 - 0 – Below 30%
2. How well did the teachers prepare for the classes?
 - 4 – Thoroughly
 - 3 – Satisfactorily
 - 2 – Poorly
 - 1 – Indifferently
 - 0 – Won't teach at all
3. How well were the teachers able to communicate?
 - 4 – Always effective
 - 3 – Sometimes effective
 - 2 – Just satisfactorily
 - 1 – Generally ineffective
 - 0 – Very poor communication
4. The teacher's approach to teaching can best be described as
 - 4 – Excellent
 - 3 – Very good
 - 2 – Good
 - 1 – Fair
 - 0 – Poor
5. Fairness of the internal evaluation process by the teachers.
 - 4 – Always fair
 - 3 – Usually fair
 - 2 – Sometimes unfair
 - 1 – Usually unfair
 - 0 – Unfair
6. Was your performance in assignments discussed with you?
 - 4 – Every time
 - 3 – Usually
 - 2 – Occasionally/Sometimes
 - 1 – Rarely
 - 0 – Never
7. The institute takes active interest in promoting internship, student exchange, field visit opportunities for students.
 - 4 – Regularly
 - 3 – Often
 - 2 – Sometimes
 - 1 – Rarely
 - 0 – Never

8. The teaching and mentoring process in your institution facilitates you in cognitive, social and emotional growth.

- 4 – Significantly
- 3 – Very well
- 2 – Moderately
- 1 – Marginally
- 0 – Not at all

9. The institution provides multiple opportunities to learn and grow.

- 4 – Strongly agree
- 3 – Agree
- 2 – Neutral
- 1 – Disagree
- 0 – Strongly disagree

10. Teachers inform you about your expected competencies, course outcomes and programme outcomes.

- 4 – Every time
- 3 – Usually
- 2 – Occasionally/Sometimes
- 1 – Rarely
- 0 – Never

11. Your mentor does a necessary follow-up with an assigned task to you.

- 4 – Every time
- 3 – Usually
- 2 – Occasionally/Sometimes
- 1 – Rarely
- 0 – I don't have a mentor

12. The teachers illustrate the concepts through examples and applications.

- 4 – Every time
- 3 – Usually
- 2 – Occasionally/Sometimes
- 1 – Rarely
- 0 – Never

13. The teachers identify your strengths and encourage you with providing right level of challenges.

- 4 – Fully
- 3 – Reasonably
- 2 – Partially
- 1 – Slightly
- 0 – Unable to

14. Teachers are able to identify your weaknesses and help you to overcome them.

- 4 – Every time
- 3 – Usually
- 2 – Occasionally/Sometimes
- 1 – Rarely
- 0 – Never

15. The institution makes effort to engage students in the monitoring, review and continuous quality improvement of the teaching learning process.

- 4 Strongly agree
- 3 – Agree
- 2 – Neutral
- 1 – Disagree
- 0 – Strongly disagree

16. The institute/ teachers use student centric methods, such as experiential learning, participative learning and problem solving methodologies for enhancing learning experiences.

- 4 To a great extent
- 3 – Moderate
- 2 – Some what
- 1 – Very little
- 0 – Not at all

17. Teachers encourage you to participate in extracurricular activities.

- 4 Strongly agree
- 3 – Agree
- 2 – Neutral
- 1 – Disagree
- 0 – Strongly disagree

18. Efforts are made by the institute/ teachers to inculcate soft skills, life skills and employability skills to make you ready for the world of work.

- 4 To a great extent
- 3 – Moderate
- 2 – Some what
- 1 – Very little
- 0 – Not at all

19. What percentage of teachers use ICT tools such as LCD projector, Multimedia, etc. while teaching.

- 4 Above 90%
- 3 – 70 – 89%
- 2 – 50 – 69%
- 1 – 30 – 49%

20. The overall quality of teaching-learning process in your institute is very good.

- 4 Strongly agree
- 3 – Agree
- 2 – Neutral
- 1 – Disagree
- 0 – Strongly disagree

21. Give three observation / suggestions to improve the overall teaching – learning experience in your institution.

- a)
- b)
- c)



Nimra College of Pharmacy

Estd By : Nimra Educational Society (A Muslim Minority Society)
Approved by Pharmacy Council of India (PCI), New Delhi.
Affiliated to JNTU, Kakinada, Permitted by Govt. of A.P.
E-mail : principalncp@yahoo.in Website : www.nimra.in



Student Satisfaction Survey

Key Indicator - 2.7.1

Under Criterion II of Teaching – Learning and Evaluation

Guidelines for Students

NAAC (National Assessment and accreditation council) is conducting a Student Satisfaction Survey regarding Teaching – Learning and Evaluation, which will help to upgrade the quality in higher education. A student will have to respond to all the questions given in the following format with her/his sincere effort and thought. Her/his identity will not be revealed.

A) Please confirm this is the first and only time you answer this survey.

a) Yes b) No

B) Age: 19

C) College Name: *Nimra college of pharmacy*

D) Gender: a) Female b) Male c) Transgender

E) What degree program are you pursuing now?

a) Bachelor's b) Master's c) MPhil
d) Doctorate e) Other ()

F) What subject area are you currently pursuing?

a) Arts b) Commerce c) Science
d) Professional e) Other: (*B. Pharmacy*)

Instructions to fill the questionnaire

- All questions should be compulsorily attempted.
- Each question has five responses, choose the most appropriate one.
- The response to the qualitative question no. 21 is student's opportunity to give suggestions or improvements; she/he can also mention weaknesses of the institute here. (Kindly restrict your response to teaching learning process only)

Criterion II – Teaching–Learning and Evaluation
Student Satisfaction Survey on Teaching Learning Process

Following are questions for online student satisfaction survey regarding teaching learning process.

1. How much of the syllabus was covered in the class?
 - ~~4~~ – 85 to 100%
 - 3 – 70 to 84%
 - 2 – 55 to 69%
 - 1 – 30 to 54%
 - 0 – Below 30%
2. How well did the teachers prepare for the classes?
 - 4 – Thoroughly
 - ~~3~~ – Satisfactorily
 - 2 – Poorly
 - 1 – Indifferently
 - 0 – Won't teach at all
3. How well were the teachers able to communicate?
 - 4 – Always effective
 - ~~3~~ – Sometimes effective
 - 2 – Just satisfactorily
 - 1 – Generally ineffective
 - 0 – Very poor communication
4. The teacher's approach to teaching can best be described as
 - 4 – Excellent
 - ~~3~~ – Very good
 - 2 – Good
 - 1 – Fair
 - 0 – Poor
5. Fairness of the internal evaluation process by the teachers.
 - 4 – Always fair
 - ~~3~~ – Usually fair
 - 2 – Sometimes unfair
 - 1 – Usually unfair
 - 0 – Unfair
6. Was your performance in assignments discussed with you?
 - ~~4~~ – Every time
 - 3 – Usually
 - 2 – Occasionally/Sometimes
 - 1 – Rarely
 - 0 – Never
7. The institute takes active interest in promoting internship, student exchange, field visit opportunities for students.
 - 4 – Regularly
 - ~~3~~ – Often
 - 2 – Sometimes
 - 1 – Rarely
 - 0 – Never

8. The teaching and mentoring process in your institution facilitates you in cognitive, social and emotional growth.

- 4 – Significantly
- ~~3~~ – Very well
- 2 – Moderately
- 1 – Marginally
- 0 – Not at all

9. The institution provides multiple opportunities to learn and grow.

- ~~4~~ – Strongly agree
- 3 – Agree
- 2 – Neutral
- 1 – Disagree
- 0 – Strongly disagree

10. Teachers inform you about your expected competencies, course outcomes and programme outcomes.

- 4 – Every time
- ~~3~~ – Usually
- 2 – Occasionally/Sometimes
- 1 – Rarely
- 0 – Never

11. Your mentor does a necessary follow-up with an assigned task to you.

- ~~4~~ – Every time
- 3 – Usually
- 2 – Occasionally/Sometimes
- 1 – Rarely
- 0 – I don't have a mentor

12. The teachers illustrate the concepts through examples and applications.

- 4 – Every time
- ~~3~~ – Usually
- 2 – Occasionally/Sometimes
- 1 – Rarely
- 0 – Never

13. The teachers identify your strengths and encourage you with providing right level of challenges.

- 4 – Fully
- ~~3~~ – Reasonably
- 2 – Partially
- 1 – Slightly
- 0 – Unable to

14. Teachers are able to identify your weaknesses and help you to overcome them.

- ~~4~~ – Every time
- 3 – Usually
- 2 – Occasionally/Sometimes
- 1 – Rarely
- 0 – Never

15. The institution makes effort to engage students in the monitoring, review and continuous quality improvement of the teaching learning process.

- 4 – Strongly agree
- ~~3~~ – Agree
- 2 – Neutral
- 1 – Disagree
- 0 – Strongly disagree

16. The institute/ teachers use student centric methods, such as experiential learning, participative learning and problem solving methodologies for enhancing learning experiences.

- ~~4~~ – To a great extent
- 3 – Moderate
- 2 – Some what
- 1 – Very little
- 0 – Not at all

17. Teachers encourage you to participate in extracurricular activities.

- 4 – Strongly agree
- ~~3~~ – Agree
- 2 – Neutral
- 1 – Disagree
- 0 – Strongly disagree

18. Efforts are made by the institute/ teachers to inculcate soft skills, life skills and employability skills to make you ready for the world of work.

- ~~4~~ – To a great extent
- 3 – Moderate
- 2 – Some what
- 1 – Very little
- 0 – Not at all

19. What percentage of teachers use ICT tools such as LCD projector, Multimedia, etc. while teaching:

- 4 – Above 90%
- ~~3~~ – 70 – 89%
- 2 – 50 – 69%
- 1 – 30 – 49%

20. The overall quality of teaching-learning process in your institute is very good.

- ~~4~~ – Strongly agree
- 3 – Agree
- 2 – Neutral
- 1 – Disagree
- 0 – Strongly disagree

21. Give three observation / suggestions to improve the overall teaching – learning experience in your institution.

- a)
- b)
- c)



Nimra College of Pharmacy

Estd By : Nimra Educational Society (A Muslim Minority Society)
Approved by Pharmacy Council of India (PCI), New Delhi.
Affiliated to JNTU, Kakinada, Permitted by Govt. of A.P.
E-mail : principalncp@yahoo.in Website : www.nimra.in



Student Satisfaction Survey

Key Indicator - 2.7.1

Under Criterion II of Teaching – Learning and Evaluation

Guidelines for Students

NAAC (National Assessment and accreditation council) is conducting a Student Satisfaction Survey regarding Teaching – Learning and Evaluation, which will help to upgrade the quality in higher education. A student will have to respond to all the questions given in the following format with her/his sincere effort and thought. Her/his identity will not be revealed.

A) Please confirm this is the first and only time you answer this survey.

a) Yes b) No

B) Age: 21

C) College Name: Nimra college of pharmacy

D) Gender: a) Female b) Male c) Transgender

E) What degree program are you pursuing now?

a) Bachelor's b) Master's c) MPhil
d) Doctorate e) Other ()

F) What subject area are you currently pursuing?

a) Arts b) Commerce c) Science
d) Professional e) Other: B. Pharmacy

Instructions to fill the questionnaire

- All questions should be compulsorily attempted.
- Each question has five responses, choose the most appropriate one.
- The response to the qualitative question no. 21 is student's opportunity to give suggestions or improvements; she/he can also mention weaknesses of the institute here. (Kindly restrict your response to teaching learning process only)

Criterion II – Teaching–Learning and Evaluation
Student Satisfaction Survey on Teaching Learning Process

Following are questions for online student satisfaction survey regarding teaching learning process.

1. How much of the syllabus was covered in the class?
 - 4 – 85 to 100%
 - 3 – 70 to 84%
 - 2 – 55 to 69%
 - 1 – 30 to 54%
 - 0 – Below 30%
2. How well did the teachers prepare for the classes?
 - 4 – Thoroughly
 - 3 – Satisfactorily
 - 2 – Poorly
 - 1 – Indifferently
 - 0 – Won't teach at all
3. How well were the teachers able to communicate?
 - 4 – Always effective
 - 3 – Sometimes effective
 - 2 – Just satisfactorily
 - 1 – Generally ineffective
 - 0 – Very poor communication
4. The teacher's approach to teaching can best be described as
 - 4 – Excellent
 - 3 – Very good
 - 2 – Good
 - 1 – Fair
 - 0 – Poor
5. Fairness of the internal evaluation process by the teachers.
 - 4 – Always fair
 - 3 – Usually fair
 - 2 – Sometimes unfair
 - 1 – Usually unfair
 - 0 – Unfair
6. Was your performance in assignments discussed with you?
 - 4 – Every time
 - 3 – Usually
 - 2 – Occasionally/Sometimes
 - 1 – Rarely
 - 0 – Never
7. The institute takes active interest in promoting internship, student exchange, field visit opportunities for students.
 - 4 – Regularly
 - 3 – Often
 - 2 – Sometimes
 - 1 – Rarely
 - 0 – Never

8. The teaching and mentoring process in your institution facilitates you in cognitive, social and emotional growth.

- 4 – Significantly
- 3 – Very well
- 2 – Moderately
- 1 – Marginally
- 0 – Not at all

9. The institution provides multiple opportunities to learn and grow.

- 4 – Strongly agree
- 3 – Agree
- 2 – Neutral
- 1 – Disagree
- 0 – Strongly disagree

10. Teachers inform you about your expected competencies, course outcomes and programme outcomes.

- 4 – Every time
- 3 – Usually
- 2 – Occasionally/Sometimes
- 1 – Rarely
- 0 – Never

11. Your mentor does a necessary follow-up with an assigned task to you.

- 4 – Every time
- 3 – Usually
- 2 – Occasionally/Sometimes
- 1 – Rarely
- 0 – I don't have a mentor

12. The teachers illustrate the concepts through examples and applications.

- 4 – Every time
- 3 – Usually
- 2 – Occasionally/Sometimes
- 1 – Rarely
- 0 – Never

13. The teachers identify your strengths and encourage you with providing right level of challenges.

- 4 – Fully
- 3 – Reasonably
- 2 – Partially
- 1 – Slightly
- 0 – Unable to

14. Teachers are able to identify your weaknesses and help you to overcome them.

- 4 – Every time
- 3 – Usually
- 2 – Occasionally/Sometimes
- 1 – Rarely
- 0 – Never

15. The institution makes effort to engage students in the monitoring, review and continuous quality improvement of the teaching learning process.

- 4 – Strongly agree
- 3 – Agree
- 2 – Neutral
- 1 – Disagree
- 0 – Strongly disagree

16. The institute/ teachers use student centric methods, such as experiential learning, participative learning and problem solving methodologies for enhancing learning experiences.

- 4 – To a great extent
- 3 – Moderate
- 2 – Some what
- 1 – Very little
- 0 – Not at all

17. Teachers encourage you to participate in extracurricular activities.

- 4 – Strongly agree
- 3 – Agree
- 2 – Neutral
- 1 – Disagree
- 0 – Strongly disagree

18. Efforts are made by the institute/ teachers to inculcate soft skills, life skills and employability skills to make you ready for the world of work.

- 4 – To a great extent
- 3 – Moderate
- 2 – Some what
- 1 – Very little
- 0 – Not at all

19. What percentage of teachers use ICT tools such as LCD projector, Multimedia, etc. while teaching.

- 4 – Above 90%
- 3 – 70 – 89%
- 2 – 50 – 69%
- 1 – 30 – 49%

20. The overall quality of teaching-learning process in your institute is very good.

- 4 – Strongly agree
- 3 – Agree
- 2 – Neutral
- 1 – Disagree
- 0 – Strongly disagree

21. Give three observation / suggestions to improve the overall teaching – learning experience in your institution.

- a)
- b)
- c)



Nimra College of Pharmacy

Estd By : Nimra Educational Society (A Muslim Minority Society)
Approved by Pharmacy Council of India (PCI), New Delhi.
Affiliated to JNTU, Kakinada, Permitted by Govt. of A.P.
E-mail : principalncp@yahoo.in Website : www.nimra.in



Student Satisfaction Survey

Key Indicator - 2.7.1

Under Criterion II of Teaching – Learning and Evaluation

Guidelines for Students

NAAC (National Assessment and accreditation council) is conducting a Student Satisfaction Survey regarding Teaching – Learning and Evaluation, which will help to upgrade the quality in higher education. A student will have to respond to all the questions given in the following format with her/his sincere effort and thought. Her/his identity will not be revealed.

A) Please confirm this is the first and only time you answer this survey.

a) Yes b) No

B) Age: 13-1-2004 C) College Name: Nimra college of Pharmacy

D) Gender: a) Female b) Male c) Transgender

E) What degree program are you pursuing now?

a) Bachelor's b) Master's c) MPhil
d) Doctorate e) Other ()

F) What subject area are you currently pursuing?

a) Arts b) Commerce c) Science
d) Professional e) Other: (B-pharmacy)

Instructions to fill the questionnaire

- All questions should be compulsorily attempted.
- Each question has five responses, choose the most appropriate one.
- The response to the qualitative question no. 21 is student's opportunity to give suggestions or improvements; she/he can also mention weaknesses of the institute here. (Kindly restrict your response to teaching learning process only)

Criterion II – Teaching–Learning and Evaluation
Student Satisfaction Survey on Teaching Learning Process

Following are questions for online student satisfaction survey regarding teaching learning process.

1. How much of the syllabus was covered in the class?
 - 4 – 85 to 100%
 - 3 – 70 to 84%
 - 2 – 55 to 69%
 - 1 – 30 to 54%
 - 0 – Below 30%
2. How well did the teachers prepare for the classes?
 - 4 – Thoroughly
 - 3 – Satisfactorily
 - 2 – Poorly
 - 1 – Indifferently
 - 0 – Won't teach at all
3. How well were the teachers able to communicate?
 - 4 – Always effective
 - 3 – Sometimes effective
 - 2 – Just satisfactorily
 - 1 – Generally ineffective
 - 0 – Very poor communication
4. The teacher's approach to teaching can best be described as
 - 4 – Excellent
 - 3 – Very good
 - 2 – Good
 - 1 – Fair
 - 0 – Poor
5. Fairness of the internal evaluation process by the teachers.
 - 4 – Always fair
 - 3 – Usually fair
 - 2 – Sometimes unfair
 - 1 – Usually unfair
 - 0 – Unfair
6. Was your performance in assignments discussed with you?
 - 4 – Every time
 - 3 – Usually
 - 2 – Occasionally/Sometimes
 - 1 – Rarely
 - 0 – Never
7. The institute takes active interest in promoting internship, student exchange, field visit opportunities for students.
 - 4 – Regularly
 - 3 – Often
 - 2 – Sometimes
 - 1 – Rarely
 - 0 – Never

8. The teaching and mentoring process in your institution facilitates you in cognitive, social and emotional growth.

- 4 – Significantly
- ~~3~~ – Very well
- 2 – Moderately
- 1 – Marginally
- 0 – Not at all

9. The institution provides multiple opportunities to learn and grow.

- ~~4~~ – Strongly agree
- 3 – Agree
- 2 – Neutral
- 1 – Disagree
- 0 – Strongly disagree

10. Teachers inform you about your expected competencies, course outcomes and programme outcomes.

- 4 – Every time
- ~~3~~ – Usually
- 2 – Occasionally/Sometimes
- 1 – Rarely
- 0 – Never

11. Your mentor does a necessary follow-up with an assigned task to you.

- 4 – Every time
- ~~3~~ – Usually
- 2 – Occasionally/Sometimes
- 1 – Rarely
- 0 – I don't have a mentor

12. The teachers illustrate the concepts through examples and applications.

- ~~4~~ – Every time
- 3 – Usually
- 2 – Occasionally/Sometimes
- 1 – Rarely
- 0 – Never

13. The teachers identify your strengths and encourage you with providing right level of challenges.

- ~~4~~ – Fully
- 3 – Reasonably
- 2 – Partially
- 1 – Slightly
- 0 – Unable to

14. Teachers are able to identify your weaknesses and help you to overcome them.

- 4 – Every time
- ~~3~~ – Usually
- 2 – Occasionally/Sometimes
- 1 – Rarely
- 0 – Never

15. The institution makes effort to engage students in the monitoring, review and continuous quality improvement of the teaching learning process.

- 4 – Strongly agree
- 3 – Agree
- 2 – Neutral
- 1 – Disagree
- 0 – Strongly disagree

16. The institute/ teachers use student centric methods, such as experiential learning, participative learning and problem solving methodologies for enhancing learning experiences.

- 4 – To a great extent
- 3 – Moderate
- 2 – Some what
- 1 – Very little
- 0 – Not at all

17. Teachers encourage you to participate in extracurricular activities.

- 4 – Strongly agree
- 3 – Agree
- 2 – Neutral
- 1 – Disagree
- 0 – Strongly disagree

18. Efforts are made by the institute/ teachers to inculcate soft skills, life skills and employability skills to make you ready for the world of work.

- 4 – To a great extent
- 3 – Moderate
- 2 – Some what
- 1 – Very little
- 0 – Not at all

19. What percentage of teachers use ICT tools such as LCD projector, Multimedia, etc. while teaching.

- 4 – Above 90%
- 3 – 70 – 89%
- 2 – 50 – 69%
- 1 – 30 – 49%

20. The overall quality of teaching-learning process in your institute is very good.

- 4 – Strongly agree
- 3 – Agree
- 2 – Neutral
- 1 – Disagree
- 0 – Strongly disagree

21. Give three observation / suggestions to improve the overall teaching – learning experience in your institution.

- a)
- b)
- c)



Nimra College of Pharmacy

Estd By : Nimra Educational Society (A Muslim Minority Society)
Approved by Pharmacy Council of India (PCI), New Delhi.
Affiliated to JNTU, Kakinada, Permitted by Govt. of A.P.
E-mail : principalncp@yahoo.in Website : www.nimra.in



Student Satisfaction Survey

Key Indicator - 2.7.1

Under Criterion II of Teaching – Learning and Evaluation

Guidelines for Students

NAAC (National Assessment and accreditation council) is conducting a Student Satisfaction Survey regarding Teaching – Learning and Evaluation, which will help to upgrade the quality in higher education. A student will have to respond to all the questions given in the following format with her/his sincere effort and thought. Her/his identity will not be revealed.

A) Please confirm this is the first and only time you answer this survey.

a) Yes b) No

B) Age: 20

C) College Name: Nimra college of pharmacy

D) Gender: a) Female b) Male c) Transgender

E) What degree program are you pursuing now?

a) Bachelor's b) Master's c) MPhil
d) Doctorate e) Other ()

F) What subject area are you currently pursuing?

a) Arts b) Commerce c) Science
d) Professional e) Other: (B. pharmacy)

Instructions to fill the questionnaire

- All questions should be compulsorily attempted.
- Each question has five responses, choose the most appropriate one.
- The response to the qualitative question no. 21 is student's opportunity to give suggestions or improvements; she/he can also mention weaknesses of the institute here. (Kindly restrict your response to teaching learning process only)

Criterion II – Teaching–Learning and Evaluation
Student Satisfaction Survey on Teaching Learning Process

Following are questions for online student satisfaction survey regarding teaching learning process.

1. How much of the syllabus was covered in the class?
 - 4 – 85 to 100%
 - 3 – 70 to 84%
 - 2 – 55 to 69%
 - 1 – 30 to 54%
 - 0 – Below 30%
2. How well did the teachers prepare for the classes?
 - 4 – Thoroughly
 - 3 – Satisfactorily
 - 2 – Poorly
 - 1 – Indifferently
 - 0 – Won't teach at all
3. How well were the teachers able to communicate?
 - 4 – Always effective
 - 3 – Sometimes effective
 - 2 – Just satisfactorily
 - 1 – Generally ineffective
 - 0 – Very poor communication
4. The teacher's approach to teaching can best be described as
 - 4 – Excellent
 - 3 – Very good
 - 2 – Good
 - 1 – Fair
 - 0 – Poor
5. Fairness of the internal evaluation process by the teachers.
 - 4 – Always fair
 - 3 – Usually fair
 - 2 – Sometimes unfair
 - 1 – Usually unfair
 - 0 – Unfair
6. Was your performance in assignments discussed with you?
 - 4 – Every time
 - 3 – Usually
 - 2 – Occasionally/Sometimes
 - 1 – Rarely
 - 0 – Never
7. The institute takes active interest in promoting internship, student exchange, field visit opportunities for students.
 - 4 – Regularly
 - 3 – Often
 - 2 – Sometimes
 - 1 – Rarely
 - 0 – Never

8. The teaching and mentoring process in your institution facilitates you in cognitive, social and emotional growth.

- 4 – Significantly
- ~~3~~ – Very well
- 2 – Moderately
- 1 – Marginally
- 0 – Not at all

9. The institution provides multiple opportunities to learn and grow.

- 4 – Strongly agree
- ~~3~~ – Agree
- 2 – Neutral
- 1 – Disagree
- 0 – Strongly disagree

10. Teachers inform you about your expected competencies, course outcomes and programme outcomes.

- ~~4~~ – Every time
- 3 – Usually
- 2 – Occasionally/Sometimes
- 1 – Rarely
- 0 – Never

11. Your mentor does a necessary follow-up with an assigned task to you.

- 4 – Every time
- ~~3~~ – Usually
- 2 – Occasionally/Sometimes
- 1 – Rarely
- 0 – I don't have a mentor

12. The teachers illustrate the concepts through examples and applications.

- 4 – Every time
- ~~3~~ – Usually
- 2 – Occasionally/Sometimes
- 1 – Rarely
- 0 – Never

13. The teachers identify your strengths and encourage you with providing right level of challenges.

- ~~4~~ – Fully
- 3 – Reasonably
- 2 – Partially
- 1 – Slightly
- 0 – Unable to

14. Teachers are able to identify your weaknesses and help you to overcome them.

- 4 – Every time
- ~~3~~ – Usually
- 2 – Occasionally/Sometimes
- 1 – Rarely
- 0 – Never

15. The institution makes effort to engage students in the monitoring, review and continuous quality improvement of the teaching learning process.

- 4 – Strongly agree
- ~~3~~ – Agree
- 2 – Neutral
- 1 – Disagree
- 0 – Strongly disagree

16. The institute/ teachers use student centric methods, such as experiential learning, participative learning and problem solving methodologies for enhancing learning experiences.

- 4 – To a great extent
- ~~3~~ – Moderate
- 2 – Some what
- 1 – Very little
- 0 – Not at all

17. Teachers encourage you to participate in extracurricular activities.

- ~~4~~ – Strongly agree
- 3 – Agree
- 2 – Neutral
- 1 – Disagree
- 0 – Strongly disagree

18. Efforts are made by the institute/ teachers to inculcate soft skills, life skills and employability skills to make you ready for the world of work.

- 4 – To a great extent
- ~~3~~ – Moderate
- 2 – Some what
- 1 – Very little
- 0 – Not at all

19. What percentage of teachers use ICT tools such as LCD projector, Multimedia, etc. while teaching.

- 4 – Above 90%
- ~~3~~ – 70 – 89%
- 2 – 50 – 69%
- 1 – 30 – 49%

20. The overall quality of teaching-learning process in your institute is very good.

- ~~4~~ – Strongly agree
- 3 – Agree
- 2 – Neutral
- 1 – Disagree
- 0 – Strongly disagree

21. Give three observation / suggestions to improve the overall teaching – learning experience in your institution.

a)

b)

c)



Nimra College of Pharmacy

Estd By : Nimra Educational Society (A Muslim Minority Society)
Approved by Pharmacy Council of India (PCI), New Delhi.
Affiliated to JNTU, Kakinada, Permitted by Govt. of A.P.
E-mail : principalncp@yahoo.in Website : www.nimra.in



Student Satisfaction Survey

Key Indicator - 2.7.1

Under Criterion II of Teaching – Learning and Evaluation

Guidelines for Students

NAAC (National Assessment and accreditation council) is conducting a Student Satisfaction Survey regarding Teaching – Learning and Evaluation, which will help to upgrade the quality in higher education. A student will have to respond to all the questions given in the following format with her/his sincere effort and thought. Her/his identity will not be revealed.

A) Please confirm this is the first and only time you answer this survey.

a) Yes b) No

B) Age: 18

C) College Name: Nimra clg of pharmacy

D) Gender: a) Female b) Male c) Transgender

E) What degree program are you pursuing now?

a) Bachelor's b) Master's c) MPhil
d) Doctorate e) Other ()

F) What subject area are you currently pursuing?

a) Arts b) Commerce c) Science
d) Professional e) Other: (B-Pharmacy)

Instructions to fill the questionnaire

- All questions should be compulsorily attempted.
- Each question has five responses, choose the most appropriate one.
- The response to the qualitative question no. 21 is student's opportunity to give suggestions or improvements; she/he can also mention weaknesses of the institute here. (Kindly restrict your response to teaching learning process only)

Criterion II – Teaching–Learning and Evaluation
Student Satisfaction Survey on Teaching Learning Process

Following are questions for online student satisfaction survey regarding teaching learning process.

1. How much of the syllabus was covered in the class?
 - 4 – 85 to 100%
 - 3 – 70 to 84%
 - 2 – 55 to 69%
 - 1 – 30 to 54%
 - 0 – Below 30%
2. How well did the teachers prepare for the classes?
 - 4 – Thoroughly
 - 3 – Satisfactorily
 - 2 – Poorly
 - 1 – Indifferently
 - 0 – Won't teach at all
3. How well were the teachers able to communicate?
 - 4 – Always effective
 - 3 – Sometimes effective
 - 2 – Just satisfactorily
 - 1 – Generally ineffective
 - 0 – Very poor communication
4. The teacher's approach to teaching can best be described as
 - 4 – Excellent
 - 3 – Very good
 - 2 – Good
 - 1 – Fair
 - 0 – Poor
5. Fairness of the internal evaluation process by the teachers.
 - 4 – Always fair
 - 3 – Usually fair
 - 2 – Sometimes unfair
 - 1 – Usually unfair
 - 0 – Unfair
6. Was your performance in assignments discussed with you?
 - 4 – Every time
 - 3 – Usually
 - 2 – Occasionally/Sometimes
 - 1 – Rarely
 - 0 – Never
7. The institute takes active interest in promoting internship, student exchange, field visit opportunities for students.
 - 4 – Regularly
 - 3 – Often
 - 2 – Sometimes
 - 1 – Rarely
 - 0 – Never

8. The teaching and mentoring process in your institution facilitates you in cognitive, social and emotional growth.

- 4 – Significantly
- 3 – Very well
- 2 – Moderately
- 1 – Marginally
- 0 – Not at all

9. The institution provides multiple opportunities to learn and grow.

- 4 – Strongly agree
- 3 – Agree
- 2 – Neutral
- 1 – Disagree
- 0 – Strongly disagree

10. Teachers inform you about your expected competencies, course outcomes and programme outcomes.

- 4 – Every time
- 3 – Usually
- 2 – Occasionally/Sometimes
- 1 – Rarely
- 0 – Never

11. Your mentor does a necessary follow-up with an assigned task to you.

- 4 – Every time
- 3 – Usually
- 2 – Occasionally/Sometimes
- 1 – Rarely
- 0 – I don't have a mentor

12. The teachers illustrate the concepts through examples and applications.

- 4 – Every time
- 3 – Usually
- 2 – Occasionally/Sometimes
- 1 – Rarely
- 0 – Never

13. The teachers identify your strengths and encourage you with providing right level of challenges.

- 4 – Fully
- 3 – Reasonably
- 2 – Partially
- 1 – Slightly
- 0 – Unable to

14. Teachers are able to identify your weaknesses and help you to overcome them.

- 4 – Every time
- 3 – Usually
- 2 – Occasionally/Sometimes
- 1 – Rarely
- 0 – Never

15. The institution makes effort to engage students in the monitoring, review and continuous quality improvement of the teaching learning process.

- 4 – Strongly agree
- 3 – Agree
- 2 – Neutral
- 1 – Disagree
- 0 – Strongly disagree

16. The institute/ teachers use student centric methods, such as experiential learning, participative learning and problem solving methodologies for enhancing learning experiences.

- 4 – To a great extent
- 3 – Moderate
- 2 – Some what
- 1 – Very little
- 0 – Not at all

17. Teachers encourage you to participate in extracurricular activities.

- 4 – Strongly agree
- 3 – Agree
- 2 – Neutral
- 1 – Disagree
- 0 – Strongly disagree

18. Efforts are made by the institute/ teachers to inculcate soft skills, life skills and employability skills to make you ready for the world of work.

- 4 – To a great extent
- 3 – Moderate
- 2 – Some what
- 1 – Very little
- 0 – Not at all

19. What percentage of teachers use ICT tools such as LCD projector, Multimedia, etc. while teaching.

- 4 – Above 90%
- 3 – 70 – 89%
- 2 – 50 – 69%
- 1 – 30 – 49%

20. The overall quality of teaching-learning process in your institute is very good.

- 4 – Strongly agree
- 3 – Agree
- 2 – Neutral
- 1 – Disagree
- 0 – Strongly disagree

21. Give three observation / suggestions to improve the overall teaching – learning experience in your institution.

- a)
- b)
- c)



Nimra College of Pharmacy

Estd By : Nimra Educational Society (A Muslim Minority Society)
Approved by Pharmacy Council of India (PCI), New Delhi.
Affiliated to JNTU, Kakinada, Permitted by Govt. of A.P.
E-mail : principalncp@yahoo.in Website : www.nimra.in



Student Satisfaction Survey

Key Indicator - 2.7.1

Under Criterion II of Teaching – Learning and Evaluation

Guidelines for Students

NAAC (National Assessment and accreditation council) is conducting a Student Satisfaction Survey regarding Teaching – Learning and Evaluation, which will help to upgrade the quality in higher education. A student will have to respond to all the questions given in the following format with her/his sincere effort and thought. Her/his identity will not be revealed.

A) Please confirm this is the first and only time you answer this survey.

a) Yes b) No

B) Age: 20

C) College Name: *Nimra college of pharmacy*

D) Gender: a) Female b) Male c) Transgender

E) What degree program are you pursuing now?

a) Bachelor's b) Master's c) MPhil
d) Doctorate e) Other ()

F) What subject area are you currently pursuing?

a) Arts b) Commerce c) Science
d) Professional e) Other: (*B-pharmacy*)

Instructions to fill the questionnaire

- All questions should be compulsorily attempted.
- Each question has five responses, choose the most appropriate one.
- The response to the qualitative question no. 21 is student's opportunity to give suggestions or improvements; she/he can also mention weaknesses of the institute here. (Kindly restrict your response to teaching learning process only)

Criterion II – Teaching–Learning and Evaluation
Student Satisfaction Survey on Teaching Learning Process

Following are questions for online student satisfaction survey regarding teaching learning process.

1. How much of the syllabus was covered in the class?
 - 4 – 85 to 100%
 - 3 – 70 to 84%
 - 2 – 55 to 69%
 - 1 – 30 to 54%
 - 0 – Below 30%
2. How well did the teachers prepare for the classes?
 - 4 – Thoroughly
 - 3 – Satisfactorily
 - 2 – Poorly
 - 1 – Indifferently
 - 0 – Won't teach at all
3. How well were the teachers able to communicate?
 - 4 – Always effective
 - 3 – Sometimes effective
 - 2 – Just satisfactorily
 - 1 – Generally ineffective
 - 0 – Very poor communication
4. The teacher's approach to teaching can best be described as
 - 4 – Excellent
 - 3 – Very good
 - 2 – Good
 - 1 – Fair
 - 0 – Poor
5. Fairness of the internal evaluation process by the teachers.
 - 4 – Always fair
 - 3 – Usually fair
 - 2 – Sometimes unfair
 - 1 – Usually unfair
 - 0 – Unfair
6. Was your performance in assignments discussed with you?
 - 4 – Every time
 - 3 – Usually
 - 2 – Occasionally/Sometimes
 - 1 – Rarely
 - 0 – Never
7. The institute takes active interest in promoting internship, student exchange, field visit opportunities for students.
 - 4 – Regularly
 - 3 – Often
 - 2 – Sometimes
 - 1 – Rarely
 - 0 – Never

8. The teaching and mentoring process in your institution facilitates you in cognitive, social and emotional growth.

- 4 – Significantly
- 3 – Very well
- 2 – Moderately
- 1 – Marginally
- 0 – Not at all

9. The institution provides multiple opportunities to learn and grow.

- 4 – Strongly agree
- 3 – Agree
- 2 – Neutral
- 1 – Disagree
- 0 – Strongly disagree

10. Teachers inform you about your expected competencies, course outcomes and programme outcomes.

- 4 – Every time
- 3 – Usually
- 2 – Occasionally/Sometimes
- 1 – Rarely
- 0 – Never

11. Your mentor does a necessary follow-up with an assigned task to you.

- 4 – Every time
- 3 – Usually
- 2 – Occasionally/Sometimes
- 1 – Rarely
- 0 – I don't have a mentor

12. The teachers illustrate the concepts through examples and applications.

- 4 – Every time
- 3 – Usually
- 2 – Occasionally/Sometimes
- 1 – Rarely
- 0 – Never

13. The teachers identify your strengths and encourage you with providing right level of challenges.

- 4 – Fully
- 3 – Reasonably
- 2 – Partially
- 1 – Slightly
- 0 – Unable to

14. Teachers are able to identify your weaknesses and help you to overcome them.

- 4 – Every time
- 3 – Usually
- 2 – Occasionally/Sometimes
- 1 – Rarely
- 0 – Never

15. The institution makes effort to engage students in the monitoring, review and continuous quality improvement of the teaching learning process.

- 4 – Strongly agree
- 3 – Agree
- 2 – Neutral
- 1 – Disagree
- 0 – Strongly disagree

16. The institute/ teachers use student centric methods, such as experiential learning, participative learning and problem solving methodologies for enhancing learning experiences.

- 4 – To a great extent
- 3 – Moderate
- 2 – Some what
- 1 – Very little
- 0 – Not at all

17. Teachers encourage you to participate in extracurricular activities.

- 4 – Strongly agree
- 3 – Agree
- 2 – Neutral
- 1 – Disagree
- 0 – Strongly disagree

18. Efforts are made by the institute/ teachers to inculcate soft skills, life skills and employability skills to make you ready for the world of work.

- 4 – To a great extent
- 3 – Moderate
- 2 – Some what
- 1 – Very little
- 0 – Not at all

19. What percentage of teachers use ICT tools such as LCD projector, Multimedia, etc. while teaching.

- 4 – Above 90%
- 3 – 70 – 89%
- 2 – 50 – 69%
- 1 – 30 – 49%

20. The overall quality of teaching-learning process in your institute is very good.

- 4 – Strongly agree
- 3 – Agree
- 2 – Neutral
- 1 – Disagree
- 0 – Strongly disagree

21. Give three observation / suggestions to improve the overall teaching – learning experience in your institution.

a)

b)

c)



Nimra College of Pharmacy

Estd By : Nimra Educational Society (A Muslim Minority Society)
Approved by Pharmacy Council of India (PCI), New Delhi.
Affiliated to JNTU, Kakinada, Permitted by Govt. of A.P.
E-mail : principalncp@yahoo.in Website : www.nimra.in



Student Satisfaction Survey

Key Indicator - 2.7.1

Under Criterion II of Teaching – Learning and Evaluation

Guidelines for Students

NAAC (National Assessment and accreditation council) is conducting a Student Satisfaction Survey regarding Teaching – Learning and Evaluation, which will help to upgrade the quality in higher education. A student will have to respond to all the questions given in the following format with her/his sincere effort and thought. Her/his identity will not be revealed.

A) Please confirm this is the first and only time you answer this survey.

a) Yes b) No

B) Age: 18 C) College Name: Nimra college of pharmacy

D) Gender: a) Female b) Male c) Transgender

E) What degree program are you pursuing now?

a) Bachelor's b) Master's c) MPhil
d) Doctorate e) Other ()

F) What subject area are you currently pursuing?

a) Arts b) Commerce c) Science
d) Professional e) Other: (B-Pharmacy)

Instructions to fill the questionnaire

- All questions should be compulsorily attempted.
- Each question has five responses, choose the most appropriate one.
- The response to the qualitative question no. 21 is student's opportunity to give suggestions or improvements; she/he can also mention weaknesses of the institute here. (Kindly restrict your response to teaching learning process only)

Criterion II – Teaching–Learning and Evaluation
Student Satisfaction Survey on Teaching Learning Process

Following are questions for online student satisfaction survey regarding teaching learning process.

1. How much of the syllabus was covered in the class?
 - 4 – 85 to 100%
 - 3 – 70 to 84%
 - 2 – 55 to 69%
 - 1 – 30 to 54%
 - 0 – Below 30%
2. How well did the teachers prepare for the classes?
 - 4 – Thoroughly
 - 3 – Satisfactorily
 - 2 – Poorly
 - 1 – Indifferently
 - 0 – Won't teach at all
3. How well were the teachers able to communicate?
 - 4 – Always effective
 - 3 – Sometimes effective
 - 2 – Just satisfactorily
 - 1 – Generally ineffective
 - 0 – Very poor communication
4. The teacher's approach to teaching can best be described as
 - 4 – Excellent
 - 3 – Very good
 - 2 – Good
 - 1 – Fair
 - 0 – Poor
5. Fairness of the internal evaluation process by the teachers.
 - 4 – Always fair
 - 3 – Usually fair
 - 2 – Sometimes unfair
 - 1 – Usually unfair
 - 0 – Unfair
6. Was your performance in assignments discussed with you?
 - 4 – Every time
 - 3 – Usually
 - 2 – Occasionally/Sometimes
 - 1 – Rarely
 - 0 – Never
7. The institute takes active interest in promoting internship, student exchange, field visit opportunities for students.
 - 4 – Regularly
 - 3 – Often
 - 2 – Sometimes
 - 1 – Rarely
 - 0 – Never

8. The teaching and mentoring process in your institution facilitates you in cognitive, social and emotional growth.

- 4 – Significantly
- 3 – Very well
- 2 – Moderately
- 1 – Marginally
- 0 – Not at all

9. The institution provides multiple opportunities to learn and grow.

- 4 – Strongly agree
- 3 – Agree
- 2 – Neutral
- 1 – Disagree
- 0 – Strongly disagree

10. Teachers inform you about your expected competencies, course outcomes and programme outcomes.

- 4 – Every time
- 3 – Usually
- 2 – Occasionally/Sometimes
- 1 – Rarely
- 0 – Never

11. Your mentor does a necessary follow-up with an assigned task to you.

- 4 – Every time
- 3 – Usually
- 2 – Occasionally/Sometimes
- 1 – Rarely
- 0 – I don't have a mentor

12. The teachers illustrate the concepts through examples and applications.

- 4 – Every time
- 3 – Usually
- 2 – Occasionally/Sometimes
- 1 – Rarely
- 0 – Never

13. The teachers identify your strengths and encourage you with providing right level of challenges.

- 4 – Fully
- 3 – Reasonably
- 2 – Partially
- 1 – Slightly
- 0 – Unable to

14. Teachers are able to identify your weaknesses and help you to overcome them.

- 4 – Every time
- 3 – Usually
- 2 – Occasionally/Sometimes
- 1 – Rarely
- 0 – Never

15. The institution makes effort to engage students in the monitoring, review and continuous quality improvement of the teaching learning process.

- 4 – Strongly agree
- 3 – Agree
- 2 – Neutral
- 1 – Disagree
- 0 – Strongly disagree

16. The institute/ teachers use student centric methods, such as experiential learning, participative learning and problem solving methodologies for enhancing learning experiences.

- 4 – To a great extent
- 3 – Moderate
- 2 – Some what
- 1 – Very little
- 0 – Not at all

17. Teachers encourage you to participate in extracurricular activities.

- 4 – Strongly agree
- 3 – Agree
- 2 – Neutral
- 1 – Disagree
- 0 – Strongly disagree

18. Efforts are made by the institute/ teachers to inculcate soft skills, life skills and employability skills to make you ready for the world of work.

- 4 – To a great extent
- 3 – Moderate
- 2 – Some what
- 1 – Very little
- 0 – Not at all

19. What percentage of teachers use ICT tools such as LCD projector, Multimedia, etc. while teaching.

- 4 – Above 90%
- 3 – 70 – 89%
- 2 – 50 – 69%
- 1 – 30 – 49%

20. The overall quality of teaching-learning process in your institute is very good.

- 4 – Strongly agree
- 3 – Agree
- 2 – Neutral
- 1 – Disagree
- 0 – Strongly disagree

21. Give three observation / suggestions to improve the overall teaching – learning experience in your institution.

a)

b)

c)



Nimra College of Pharmacy

Estd By : Nimra Educational Society (A Muslim Minority Society)
Approved by Pharmacy Council of India (PCI), New Delhi.
Affiliated to JNTU, Kakinada, Permitted by Govt. of A.P.
E-mail : principalncp@yahoo.in Website : www.nimra.in



Student Satisfaction Survey

Key Indicator - 2.7.1

Under Criterion II of Teaching – Learning and Evaluation

Guidelines for Students

NAAC (National Assessment and accreditation council) is conducting a Student Satisfaction Survey regarding Teaching – Learning and Evaluation, which will help to upgrade the quality in higher education. A student will have to respond to all the questions given in the following format with her/his sincere effort and thought. Her/his identity will not be revealed.

A) Please confirm this is the first and only time you answer this survey.

a) Yes b) No

B) Age: 18

C) College Name: Nimra College Of Pharmacy

D) Gender: a) Female b) Male c) Transgender

E) What degree program are you pursuing now?

a) Bachelor's b) Master's c) MPhil

d) Doctorate e) Other ()

F) What subject area are you currently pursuing?

a) Arts b) Commerce c) Science

d) Professional e) Other: (B-pharmacy)

Instructions to fill the questionnaire

- All questions should be compulsorily attempted.
- Each question has five responses, choose the most appropriate one.
- The response to the qualitative question no. 21 is student's opportunity to give suggestions or improvements; she/he can also mention weaknesses of the institute here. (Kindly restrict your response to teaching learning process only)

Criterion II – Teaching–Learning and Evaluation
Student Satisfaction Survey on Teaching Learning Process

Following are questions for online student satisfaction survey regarding teaching learning process.

1. How much of the syllabus was covered in the class?
 - 4 – 85 to 100%
 - 3 – 70 to 84%
 - 2 – 55 to 69%
 - 1 – 30 to 54%
 - 0 – Below 30%
2. How well did the teachers prepare for the classes?
 - 4 – Thoroughly
 - 3 – Satisfactorily
 - 2 – Poorly
 - 1 – Indifferently
 - 0 – Won't teach at all
3. How well were the teachers able to communicate?
 - 4 – Always effective
 - 3 – Sometimes effective
 - 2 – Just satisfactorily
 - 1 – Generally ineffective
 - 0 – Very poor communication
4. The teacher's approach to teaching can best be described as
 - 4 – Excellent
 - 3 – Very good
 - 2 – Good
 - 1 – Fair
 - 0 – Poor
5. Fairness of the internal evaluation process by the teachers.
 - 4 – Always fair
 - 3 – Usually fair
 - 2 – Sometimes unfair
 - 1 – Usually unfair
 - 0 – Unfair
6. Was your performance in assignments discussed with you?
 - 4 – Every time
 - 3 – Usually
 - 2 – Occasionally/Sometimes
 - 1 – Rarely
 - 0 – Never
7. The institute takes active interest in promoting internship, student exchange, field visit opportunities for students.
 - 4 – Regularly
 - 3 – Often
 - 2 – Sometimes
 - 1 – Rarely
 - 0 – Never

8. The teaching and mentoring process in your institution facilitates you in cognitive, social and emotional growth.

- 4 – Significantly
- 3 – Very well
- 2 – Moderately
- 1 – Marginally
- 0 – Not at all

9. The institution provides multiple opportunities to learn and grow.

- 4 – Strongly agree
- 3 – Agree
- 2 – Neutral
- 1 – Disagree
- 0 – Strongly disagree

10. Teachers inform you about your expected competencies, course outcomes and programme outcomes.

- 4 – Every time
- 3 – Usually
- 2 – Occasionally/Sometimes
- 1 – Rarely
- 0 – Never

11. Your mentor does a necessary follow-up with an assigned task to you.

- 4 – Every time
- 3 – Usually
- 2 – Occasionally/Sometimes
- 1 – Rarely
- 0 – I don't have a mentor

12. The teachers illustrate the concepts through examples and applications.

- 4 – Every time
- 3 – Usually
- 2 – Occasionally/Sometimes
- 1 – Rarely
- 0 – Never

13. The teachers identify your strengths and encourage you with providing right level of challenges.

- 4 – Fully
- 3 – Reasonably
- 2 – Partially
- 1 – Slightly
- 0 – Unable to

14. Teachers are able to identify your weaknesses and help you to overcome them.

- 4 – Every time
- 3 – Usually
- 2 – Occasionally/Sometimes
- 1 – Rarely
- 0 – Never

15. The institution makes effort to engage students in the monitoring, review and continuous quality improvement of the teaching learning process.

- 4 – Strongly agree
- 3 – Agree
- 2 – Neutral
- 1 – Disagree
- 0 – Strongly disagree

16. The institute/ teachers use student centric methods, such as experiential learning, participative learning and problem solving methodologies for enhancing learning experiences.

- 4 – To a great extent
- 3 – Moderate
- 2 – Some what
- 1 – Very little
- 0 – Not at all

17. Teachers encourage you to participate in extracurricular activities.

- 4 – Strongly agree
- 3 – Agree
- 2 – Neutral
- 1 – Disagree
- 0 – Strongly disagree

18. Efforts are made by the institute/ teachers to inculcate soft skills, life skills and employability skills to make you ready for the world of work.

- 4 – To a great extent
- 3 – Moderate
- 2 – Some what
- 1 – Very little
- 0 – Not at all

19. What percentage of teachers use ICT tools such as LCD projector, Multimedia, etc. while teaching.

- 4 – Above 90%
- 3 – 70 – 89%
- 2 – 50 – 69%
- 1 – 30 – 49%

20. The overall quality of teaching-learning process in your institute is very good.

- 4 – Strongly agree
- 3 – Agree
- 2 – Neutral
- 1 – Disagree
- 0 – Strongly disagree

21. Give three observation / suggestions to improve the overall teaching – learning experience in your institution.

a)

b)

c)



Nimra College of Pharmacy

Estd By : Nimra Educational Society (A Muslim Minority Society)
Approved by Pharmacy Council of India (PCI), New Delhi.
Affiliated to JNTU, Kakinada, Permitted by Govt. of A.P.
E-mail : principalncp@yahoo.in Website : www.nimra.in



Student Satisfaction Survey

Key Indicator - 2.7.1

Under Criterion II of Teaching – Learning and Evaluation

Guidelines for Students

NAAC (National Assessment and accreditation council) is conducting a Student Satisfaction Survey regarding Teaching – Learning and Evaluation, which will help to upgrade the quality in higher education. A student will have to respond to all the questions given in the following format with her/his sincere effort and thought. Her/his identity will not be revealed.

A) Please confirm this is the first and only time you answer this survey.

a) Yes b) No

B) Age: 18

C) College Name: *Nimra college of pharmacy*

D) Gender: a) Female b) Male c) Transgender

E) What degree program are you pursuing now?

a) Bachelor's b) Master's c) MPhil
d) Doctorate e) Other ()

F) What subject area are you currently pursuing?

a) Arts b) Commerce c) Science
d) Professional e) Other: (*B-pharmacy*)

Instructions to fill the questionnaire

- All questions should be compulsorily attempted.
- Each question has five responses, choose the most appropriate one.
- The response to the qualitative question no. 21 is student's opportunity to give suggestions or improvements; she/he can also mention weaknesses of the institute here. (Kindly restrict your response to teaching learning process only)

Criterion II – Teaching–Learning and Evaluation
Student Satisfaction Survey on Teaching Learning Process

Following are questions for online student satisfaction survey regarding teaching learning process.

1. How much of the syllabus was covered in the class?
 - 4 – 85 to 100%
 - 3 – 70 to 84%
 - 2 – 55 to 69%
 - 1 – 30 to 54%
 - 0 – Below 30%
2. How well did the teachers prepare for the classes?
 - 4 – Thoroughly
 - 3 – Satisfactorily
 - 2 – Poorly
 - 1 – Indifferently
 - 0 – Won't teach at all
3. How well were the teachers able to communicate?
 - 4 – Always effective
 - 3 – Sometimes effective
 - 2 – Just satisfactorily
 - 1 – Generally ineffective
 - 0 – Very poor communication
4. The teacher's approach to teaching can best be described as
 - 4 – Excellent
 - 3 – Very good
 - 2 – Good
 - 1 – Fair
 - 0 – Poor
5. Fairness of the internal evaluation process by the teachers.
 - 4 – Always fair
 - 3 – Usually fair
 - 2 – Sometimes unfair
 - 1 – Usually unfair
 - 0 – Unfair
6. Was your performance in assignments discussed with you?
 - 4 – Every time
 - 3 – Usually
 - 2 – Occasionally/Sometimes
 - 1 – Rarely
 - 0 – Never
7. The institute takes active interest in promoting internship, student exchange, field visit opportunities for students.
 - 4 – Regularly
 - 3 – Often
 - 2 – Sometimes
 - 1 – Rarely
 - 0 – Never

8. The teaching and mentoring process in your institution facilitates you in cognitive, social and emotional growth.

4 – Significantly

~~3~~ – Very well

2 – Moderately

1 – Marginally

0 – Not at all

9. The institution provides multiple opportunities to learn and grow.

4 – Strongly agree

~~3~~ – Agree

2 – Neutral

1 – Disagree

0 – Strongly disagree

10. Teachers inform you about your expected competencies, course outcomes and programme outcomes.

~~4~~ – Every time

3 – Usually

2 – Occasionally/Sometimes

1 – Rarely

0 – Never

11. Your mentor does a necessary follow-up with an assigned task to you.

4 – Every time

~~3~~ – Usually

2 – Occasionally/Sometimes

1 – Rarely

0 – I don't have a mentor

12. The teachers illustrate the concepts through examples and applications.

~~4~~ – Every time

3 – Usually

2 – Occasionally/Sometimes

1 – Rarely

0 – Never

13. The teachers identify your strengths and encourage you with providing right level of challenges.

~~4~~ – Fully

3 – Reasonably

2 – Partially

1 – Slightly

0 – Unable to

14. Teachers are able to identify your weaknesses and help you to overcome them.

~~4~~ – Every time

3 – Usually

2 – Occasionally/Sometimes

1 – Rarely

0 – Never

15. The institution makes effort to engage students in the monitoring, review and continuous quality improvement of the teaching learning process.

- ~~4~~ – Strongly agree
- 3 – Agree
- 2 – Neutral
- 1 – Disagree
- 0 – Strongly disagree

16. The institute/ teachers use student centric methods, such as experiential learning, participative learning and problem solving methodologies for enhancing learning experiences.

- 4 – To a great extent
- ~~3~~ – Moderate
- 2 – Some what
- 1 – Very little
- 0 – Not at all

17. Teachers encourage you to participate in extracurricular activities.

- 4 – Strongly agree
- ~~3~~ – Agree
- 2 – Neutral
- 1 – Disagree
- 0 – Strongly disagree

18. Efforts are made by the institute/ teachers to inculcate soft skills, life skills and employability skills to make you ready for the world of work.

- ~~4~~ – To a great extent
- 3 – Moderate
- 2 – Some what
- 1 – Very little
- 0 – Not at all

19. What percentage of teachers use ICT tools such as LCD projector, Multimedia, etc. while teaching.

- ~~4~~ – Above 90%
- 3 – 70 – 89%
- 2 – 50 – 69%
- 1 – 30 – 49%

20. The overall quality of teaching-learning process in your institute is very good.

- 4 – Strongly agree
- ~~3~~ – Agree
- 2 – Neutral
- 1 – Disagree
- 0 – Strongly disagree

21. Give three observation / suggestions to improve the overall teaching – learning experience in your institution.

- a)
- b)
- c)



Nimra College of Pharmacy

Estd By : Nimra Educational Society (A Muslim Minority Society)
Approved by Pharmacy Council of India (PCI), New Delhi.
Affiliated to JNTU, Kakinada, Permitted by Govt. of A.P.
E-mail : principalncp@yahoo.in Website : www.nimra.in



Student Satisfaction Survey

Key Indicator - 2.7.1

Under Criterion II of Teaching – Learning and Evaluation

Guidelines for Students

NAAC (National Assessment and accreditation council) is conducting a Student Satisfaction Survey regarding Teaching – Learning and Evaluation, which will help to upgrade the quality in higher education. A student will have to respond to all the questions given in the following format with her/his sincere effort and thought. Her/his identity will not be revealed.

A) Please confirm this is the first and only time you answer this survey.

a) Yes b) No

B) Age: 22

C) College Name: Nimra college of pharmacy

D) Gender: a) Female b) Male c) Transgender

E) What degree program are you pursuing now?

a) Bachelor's b) Master's c) MPhil
d) Doctorate e) Other ()

F) What subject area are you currently pursuing?

a) Arts b) Commerce c) Science
d) Professional e) Other: (B-pharmacy)

Instructions to fill the questionnaire

- All questions should be compulsorily attempted.
- Each question has five responses, choose the most appropriate one.
- The response to the qualitative question no. 21 is student's opportunity to give suggestions or improvements; she/he can also mention weaknesses of the institute here. (Kindly restrict your response to teaching learning process only)

Criterion II – Teaching–Learning and Evaluation
Student Satisfaction Survey on Teaching Learning Process

Following are questions for online student satisfaction survey regarding teaching learning process.

1. How much of the syllabus was covered in the class?
 - 4 – 85 to 100%
 - ~~3 – 70 to 84%~~
 - 2 – 55 to 69%
 - 1 – 30 to 54%
 - 0 – Below 30%
2. How well did the teachers prepare for the classes?
 - ~~4 – Thoroughly~~
 - 3 – Satisfactorily
 - 2 – Poorly
 - 1 – Indifferently
 - 0 – Won't teach at all
3. How well were the teachers able to communicate?
 - ~~4 – Always effective~~
 - 3 – Sometimes effective
 - 2 – Just satisfactorily
 - 1 – Generally ineffective
 - 0 – Very poor communication
4. The teacher's approach to teaching can best be described as
 - 4 – Excellent
 - ~~3 – Very good~~
 - 2 – Good
 - 1 – Fair
 - 0 – Poor
5. Fairness of the internal evaluation process by the teachers.
 - ~~4 – Always fair~~
 - 3 – Usually fair
 - 2 – Sometimes unfair
 - 1 – Usually unfair
 - 0 – Unfair
6. Was your performance in assignments discussed with you?
 - 4 – Every time
 - ~~3 – Usually~~
 - 2 – Occasionally/Sometimes
 - 1 – Rarely
 - 0 – Never
7. The institute takes active interest in promoting internship, student exchange, field visit opportunities for students.
 - ~~4 – Regularly~~
 - 3 – Often
 - 2 – Sometimes
 - 1 – Rarely
 - 0 – Never

8. The teaching and mentoring process in your institution facilitates you in cognitive, social and emotional growth.

4 – Significantly

~~3~~ – Very well

2 – Moderately

1 – Marginally

0 – Not at all

9. The institution provides multiple opportunities to learn and grow.

~~4~~ – Strongly agree

3 – Agree

2 – Neutral

1 – Disagree

0 – Strongly disagree

10. Teachers inform you about your expected competencies, course outcomes and programme outcomes.

4 – Every time

~~3~~ – Usually

2 – Occasionally/Sometimes

1 – Rarely

0 – Never

11. Your mentor does a necessary follow-up with an assigned task to you.

~~4~~ – Every time

3 – Usually

2 – Occasionally/Sometimes

1 – Rarely

0 – I don't have a mentor

12. The teachers illustrate the concepts through examples and applications.

4 – Every time

~~3~~ – Usually

2 – Occasionally/Sometimes

1 – Rarely

0 – Never

13. The teachers identify your strengths and encourage you with providing right level of challenges.

~~4~~ – Fully

3 – Reasonably

2 – Partially

1 – Slightly

0 – Unable to

14. Teachers are able to identify your weaknesses and help you to overcome them.

~~4~~ – Every time

3 – Usually

2 – Occasionally/Sometimes

1 – Rarely

0 – Never

15. The institution makes effort to engage students in the monitoring, review and continuous quality improvement of the teaching learning process.

- 4 – Strongly agree
- ~~3 – Agree~~
- 2 – Neutral
- 1 – Disagree
- 0 – Strongly disagree

16. The institute/ teachers use student centric methods, such as experiential learning, participative learning and problem solving methodologies for enhancing learning experiences.

- ~~4 – To a great extent~~
- 3 – Moderate
- 2 – Some what
- 1 – Very little
- 0 – Not at all

17. Teachers encourage you to participate in extracurricular activities.

- 4 – Strongly agree
- ~~3 – Agree~~
- 2 – Neutral
- 1 – Disagree
- 0 – Strongly disagree

18. Efforts are made by the institute/ teachers to inculcate soft skills, life skills and employability skills to make you ready for the world of work.

- ~~4 – To a great extent~~
- 3 – Moderate
- 2 – Some what
- 1 – Very little
- 0 – Not at all

19. What percentage of teachers use ICT tools such as LCD projector, Multimedia, etc. while teaching.

- 4 – Above 90%
- ~~3 – 70 – 89%~~
- 2 – 50 – 69%
- 1 – 30 – 49%

20. The overall quality of teaching-learning process in your institute is very good.

- ~~4 – Strongly agree~~
- 3 – Agree
- 2 – Neutral
- 1 – Disagree
- 0 – Strongly disagree

21. Give three observation / suggestions to improve the overall teaching – learning experience in your institution.

- a)
- b)
- c)



Nimra College of Pharmacy

Estd By : Nimra Educational Society (A Muslim Minority Society)
Approved by Pharmacy Council of India (PCI), New Delhi.
Affiliated to JNTU, Kakinada, Permitted by Govt. of A.P.
E-mail : principalncp@yahoo.in Website : www.nimra.in



Student Satisfaction Survey

Key Indicator - 2.7.1

Under Criterion II of Teaching – Learning and Evaluation

Guidelines for Students

NAAC (National Assessment and accreditation council) is conducting a Student Satisfaction Survey regarding Teaching – Learning and Evaluation, which will help to upgrade the quality in higher education. A student will have to respond to all the questions given in the following format with her/his sincere effort and thought. Her/his identity will not be revealed.

A) Please confirm this is the first and only time you answer this survey.

a) Yes b) No

B) Age: 19

C) College Name: *Nimra College of Pharmacy*

D) Gender: a) Female b) Male c) Transgender

E) What degree program are you pursuing now?

a) Bachelor's b) Master's c) MPhil

d) Doctorate e) Other ()

F) What subject area are you currently pursuing?

a) Arts b) Commerce c) Science

d) Professional e) Other: (*B. Pharmacy*)

Instructions to fill the questionnaire

- All questions should be compulsorily attempted.
- Each question has five responses, choose the most appropriate one.
- The response to the qualitative question no. 21 is student's opportunity to give suggestions or improvements; she/he can also mention weaknesses of the institute here. (Kindly restrict your response to teaching learning process only)

Criterion II – Teaching–Learning and Evaluation
Student Satisfaction Survey on Teaching Learning Process

Following are questions for online student satisfaction survey regarding teaching learning process.

1. How much of the syllabus was covered in the class?
 - 4 – 85 to 100%
 - ~~3~~ – 70 to 84%
 - 2 – 55 to 69%
 - 1 – 30 to 54%
 - 0 – Below 30%
2. How well did the teachers prepare for the classes?
 - ~~4~~ – Thoroughly
 - 3 – Satisfactorily
 - 2 – Poorly
 - 1 – Indifferently
 - 0 – Won't teach at all
3. How well were the teachers able to communicate?
 - ~~4~~ – Always effective
 - 3 – Sometimes effective
 - 2 – Just satisfactorily
 - 1 – Generally ineffective
 - 0 – Very poor communication
4. The teacher's approach to teaching can best be described as
 - 4 – Excellent
 - ~~3~~ – Very good
 - 2 – Good
 - 1 – Fair
 - 0 – Poor
5. Fairness of the internal evaluation process by the teachers.
 - ~~4~~ – Always fair
 - 3 – Usually fair
 - 2 – Sometimes unfair
 - 1 – Usually unfair
 - 0 – Unfair
6. Was your performance in assignments discussed with you?
 - 4 – Every time
 - ~~3~~ – Usually
 - 2 – Occasionally/Sometimes
 - 1 – Rarely
 - 0 – Never
7. The institute takes active interest in promoting internship, student exchange, field visit opportunities for students.
 - ~~4~~ – Regularly
 - 3 – Often
 - 2 – Sometimes
 - 1 – Rarely
 - 0 – Never

8. The teaching and mentoring process in your institution facilitates you in cognitive, social and emotional growth.

- 4 – Significantly
- ~~3~~ – Very well
- 2 – Moderately
- 1 – Marginally
- 0 – Not at all

9. The institution provides multiple opportunities to learn and grow.

- ~~4~~ – Strongly agree
- 3 – Agree
- 2 – Neutral
- 1 – Disagree
- 0 – Strongly disagree

10. Teachers inform you about your expected competencies, course outcomes and programme outcomes.

- 4 – Every time
- ~~3~~ – Usually
- 2 – Occasionally/Sometimes
- 1 – Rarely
- 0 – Never

11. Your mentor does a necessary follow-up with an assigned task to you.

- ~~4~~ – Every time
- 3 – Usually
- 2 – Occasionally/Sometimes
- 1 – Rarely
- 0 – I don't have a mentor

12. The teachers illustrate the concepts through examples and applications.

- ~~4~~ – Every time
- 3 – Usually
- 2 – Occasionally/Sometimes
- 1 – Rarely
- 0 – Never

13. The teachers identify your strengths and encourage you with providing right level of challenges.

- 4 – Fully
- ~~3~~ – Reasonably
- 2 – Partially
- 1 – Slightly
- 0 – Unable to

14. Teachers are able to identify your weaknesses and help you to overcome them.

- ~~4~~ – Every time
- 3 – Usually
- 2 – Occasionally/Sometimes
- 1 – Rarely
- 0 – Never

15. The institution makes effort to engage students in the monitoring, review and continuous quality improvement of the teaching learning process.

- ~~4~~ – Strongly agree
- 3 – Agree
- 2 – Neutral
- 1 – Disagree
- 0 – Strongly disagree

16. The institute/ teachers use student centric methods, such as experiential learning, participative learning and problem solving methodologies for enhancing learning experiences.

- 4 – To a great extent
- ~~3~~ – Moderate
- 2 – Some what
- 1 – Very little
- 0 – Not at all

17. Teachers encourage you to participate in extracurricular activities.

- 4 – Strongly agree
- ~~3~~ – Agree
- 2 – Neutral
- 1 – Disagree
- 0 – Strongly disagree

18. Efforts are made by the institute/ teachers to inculcate soft skills, life skills and employability skills to make you ready for the world of work.

- ~~4~~ – To a great extent
- 3 – Moderate
- 2 – Some what
- 1 – Very little
- 0 – Not at all

19. What percentage of teachers use ICT tools such as LCD projector, Multimedia, etc. while teaching.

- ~~4~~ – Above 90%
- 3 – 70 – 89%
- 2 – 50 – 69%
- 1 – 30 – 49%

20. The overall quality of teaching-learning process in your institute is very good.

- ~~4~~ – Strongly agree
- 3 – Agree
- 2 – Neutral
- 1 – Disagree
- 0 – Strongly disagree

21. Give three observation / suggestions to improve the overall teaching – learning experience in your institution.

- a)
- b)
- c)



Nimra College of Pharmacy

Estd By : Nimra Educational Society (A Muslim Minority Society)
Approved by Pharmacy Council of India (PCI), New Delhi.
Affiliated to JNTU, Kakinada, Permitted by Govt. of A.P.
E-mail : principalncp@yahoo.in Website : www.nimra.in



Student Satisfaction Survey

Key Indicator - 2.7.1

Under Criterion II of Teaching – Learning and Evaluation

Guidelines for Students

NAAC (National Assessment and accreditation council) is conducting a Student Satisfaction Survey regarding Teaching – Learning and Evaluation, which will help to upgrade the quality in higher education. A student will have to respond to all the questions given in the following format with her/his sincere effort and thought. Her/his identity will not be revealed.

A) Please confirm this is the first and only time you answer this survey.

a) Yes b) No

B) Age: 19

C) College Name: Nimra college of pharmacy

D) Gender: a) Female b) Male c) Transgender

E) What degree program are you pursuing now?

a) Bachelor's b) Master's c) MPhil
d) Doctorate e) Other ()

F) What subject area are you currently pursuing?

a) Arts b) Commerce c) Science
d) Professional e) Other: (B. pharmacy)

Instructions to fill the questionnaire

- All questions should be compulsorily attempted.
- Each question has five responses, choose the most appropriate one.
- The response to the qualitative question no. 21 is student's opportunity to give suggestions or improvements; she/he can also mention weaknesses of the institute here. (Kindly restrict your response to teaching learning process only)

Criterion II – Teaching–Learning and Evaluation
Student Satisfaction Survey on Teaching Learning Process

Following are questions for online student satisfaction survey regarding teaching learning process.

1. How much of the syllabus was covered in the class?
 - 4 – 85 to 100%
 - ~~3~~ – 70 to 84%
 - 2 – 55 to 69%
 - 1 – 30 to 54%
 - 0 – Below 30%
2. How well did the teachers prepare for the classes?
 - ~~4~~ – Thoroughly
 - 3 – Satisfactorily
 - 2 – Poorly
 - 1 – Indifferently
 - 0 – Won't teach at all
3. How well were the teachers able to communicate?
 - 4 – Always effective
 - ~~3~~ – Sometimes effective
 - 2 – Just satisfactorily
 - 1 – Generally ineffective
 - 0 – Very poor communication
4. The teacher's approach to teaching can best be described as
 - 4 – Excellent
 - ~~3~~ – Very good
 - 2 – Good
 - 1 – Fair
 - 0 – Poor
5. Fairness of the internal evaluation process by the teachers.
 - ~~4~~ – Always fair
 - 3 – Usually fair
 - 2 – Sometimes unfair
 - 1 – Usually unfair
 - 0 – Unfair
6. Was your performance in assignments discussed with you?
 - 4 – Every time
 - ~~3~~ – Usually
 - 2 – Occasionally/Sometimes
 - 1 – Rarely
 - 0 – Never
7. The institute takes active interest in promoting internship, student exchange, field visit opportunities for students.
 - ~~4~~ – Regularly
 - 3 – Often
 - 2 – Sometimes
 - 1 – Rarely
 - 0 – Never

8. The teaching and mentoring process in your institution facilitates you in cognitive, social and emotional growth.

- 4 – Significantly
- ~~3~~ – Very well
- 2 – Moderately
- 1 – Marginally
- 0 – Not at all

9. The institution provides multiple opportunities to learn and grow.

- 4 – Strongly agree
- ~~3~~ – Agree
- 2 – Neutral
- 1 – Disagree
- 0 – Strongly disagree

10. Teachers inform you about your expected competencies, course outcomes and programme outcomes.

- ~~4~~ – Every time
- 3 – Usually
- 2 – Occasionally/Sometimes
- 1 – Rarely
- 0 – Never

11. Your mentor does a necessary follow-up with an assigned task to you.

- 4 – Every time
- ~~3~~ – Usually
- 2 – Occasionally/Sometimes
- 1 – Rarely
- 0 – I don't have a mentor

12. The teachers illustrate the concepts through examples and applications.

- ~~4~~ – Every time
- 3 – Usually
- 2 – Occasionally/Sometimes
- 1 – Rarely
- 0 – Never

13. The teachers identify your strengths and encourage you with providing right level of challenges.

- 4 – Fully
- ~~3~~ – Reasonably
- 2 – Partially
- 1 – Slightly
- 0 – Unable to

14. Teachers are able to identify your weaknesses and help you to overcome them.

- 4 – Every time
- ~~3~~ – Usually
- 2 – Occasionally/Sometimes
- 1 – Rarely
- 0 – Never

15. The institution makes effort to engage students in the monitoring, review and continuous quality improvement of the teaching learning process.

- 4 – Strongly agree
- 3 – Agree
- 2 – Neutral
- 1 – Disagree
- 0 – Strongly disagree

16. The institute/ teachers use student centric methods, such as experiential learning, participative learning and problem solving methodologies for enhancing learning experiences.

- 4 – To a great extent
- 3 – Moderate
- 2 – Some what
- 1 – Very little
- 0 – Not at all

17. Teachers encourage you to participate in extracurricular activities.

- 4 – Strongly agree
- 3 – Agree
- 2 – Neutral
- 1 – Disagree
- 0 – Strongly disagree

18. Efforts are made by the institute/ teachers to inculcate soft skills, life skills and employability skills to make you ready for the world of work.

- 4 – To a great extent
- 3 – Moderate
- 2 – Some what
- 1 – Very little
- 0 – Not at all

19. What percentage of teachers use ICT tools such as LCD projector, Multimedia, etc. while teaching.

- 4 – Above 90%
- 3 – 70 – 89%
- 2 – 50 – 69%
- 1 – 30 – 49%

20. The overall quality of teaching-learning process in your institute is very good.

- 4 – Strongly agree
- 3 – Agree
- 2 – Neutral
- 1 – Disagree
- 0 – Strongly disagree

21. Give three observation / suggestions to improve the overall teaching – learning experience in your institution.

- a)
- b)
- c)



Nimra College of Pharmacy

Estd By : Nimra Educational Society (A Muslim Minority Society)
Approved by Pharmacy Council of India (PCI), New Delhi.
Affiliated to JNTU, Kakinada, Permitted by Govt. of A.P.
E-mail : principalncp@yahoo.in Website : www.nimra.in



Student Satisfaction Survey

Key Indicator - 2.7.1

Under Criterion II of Teaching – Learning and Evaluation

Guidelines for Students

NAAC (National Assessment and accreditation council) is conducting a Student Satisfaction Survey regarding Teaching – Learning and Evaluation, which will help to upgrade the quality in higher education. A student will have to respond to all the questions given in the following format with her/his sincere effort and thought. Her/his identity will not be revealed.

A) Please confirm this is the first and only time you answer this survey.

a) Yes b) No

B) Age: 19

C) College Name: Nimra college of Pharmacy

D) Gender: a) Female b) Male c) Transgender

E) What degree program are you pursuing now?

a) Bachelor's b) Master's c) MPhil
d) Doctorate e) Other ()

F) What subject area are you currently pursuing?

a) Arts b) Commerce c) Science
d) Professional e) Other: (B Pharmacy)

Instructions to fill the questionnaire

- All questions should be compulsorily attempted.
- Each question has five responses, choose the most appropriate one.
- The response to the qualitative question no. 21 is student's opportunity to give suggestions or improvements; she/he can also mention weaknesses of the institute here. (Kindly restrict your response to teaching learning process only)

Criterion II – Teaching–Learning and Evaluation
Student Satisfaction Survey on Teaching Learning Process

Following are questions for online student satisfaction survey regarding teaching learning process.

1. How much of the syllabus was covered in the class?
 4 – 85 to 100%
 3 – 70 to 84%
 2 – 55 to 69%
 1 – 30 to 54%
 0 – Below 30%
2. How well did the teachers prepare for the classes?
 4 – Thoroughly
 3 – Satisfactorily
 2 – Poorly
 1 – Indifferently
 0 – Won't teach at all
3. How well were the teachers able to communicate?
 4 – Always effective
 3 – Sometimes effective
 2 – Just satisfactorily
 1 – Generally ineffective
 0 – Very poor communication
4. The teacher's approach to teaching can best be described as
 4 – Excellent
 3 – Very good
 2 – Good
 1 – Fair
 0 – Poor
5. Fairness of the internal evaluation process by the teachers.
 4 – Always fair
 3 – Usually fair
 2 – Sometimes unfair
 1 – Usually unfair
 0 – Unfair
6. Was your performance in assignments discussed with you?
 4 – Every time
 3 – Usually
 2 – Occasionally/Sometimes
 1 – Rarely
 0 – Never
7. The institute takes active interest in promoting internship, student exchange, field visit opportunities for students.
 4 – Regularly
 3 – Often
 2 – Sometimes
 1 – Rarely
 0 – Never

8. The teaching and mentoring process in your institution facilitates you in cognitive, social and emotional growth.

- 4 – Significantly
- 3 – Very well
- 2 – Moderately
- 1 – Marginally
- 0 – Not at all

9. The institution provides multiple opportunities to learn and grow.

- 4 – Strongly agree
- 3 – Agree
- 2 – Neutral
- 1 – Disagree
- 0 – Strongly disagree

10. Teachers inform you about your expected competencies, course outcomes and programme outcomes.

- 4 – Every time
- 3 – Usually
- 2 – Occasionally/Sometimes
- 1 – Rarely
- 0 – Never

11. Your mentor does a necessary follow-up with an assigned task to you.

- 4 – Every time
- 3 – Usually
- 2 – Occasionally/Sometimes
- 1 – Rarely
- 0 – I don't have a mentor

12. The teachers illustrate the concepts through examples and applications.

- 4 – Every time
- 3 – Usually
- 2 – Occasionally/Sometimes
- 1 – Rarely
- 0 – Never

13. The teachers identify your strengths and encourage you with providing right level of challenges.

- 4 – Fully
- 3 – Reasonably
- 2 – Partially
- 1 – Slightly
- 0 – Unable to

14. Teachers are able to identify your weaknesses and help you to overcome them.

- 4 – Every time
- 3 – Usually
- 2 – Occasionally/Sometimes
- 1 – Rarely
- 0 – Never

15. The institution makes effort to engage students in the monitoring, review and continuous quality improvement of the teaching learning process.

- ~~4~~ – Strongly agree
- 3 – Agree
- 2 – Neutral
- 1 – Disagree
- 0 – Strongly disagree

16. The institute/ teachers use student centric methods, such as experiential learning, participative learning and problem solving methodologies for enhancing learning experiences.

- ~~4~~ – To a great extent
- ~~3~~ – Moderate
- 2 – Some what
- 1 – Very little
- 0 – Not at all

17. Teachers encourage you to participate in extracurricular activities.

- ~~4~~ – Strongly agree
- 3 – Agree
- 2 – Neutral
- 1 – Disagree
- 0 – Strongly disagree

18. Efforts are made by the institute/ teachers to inculcate soft skills, life skills and employability skills to make you ready for the world of work.

- ~~4~~ – To a great extent
- ~~3~~ – Moderate
- 2 – Some what
- 1 – Very little
- 0 – Not at all

19. What percentage of teachers use ICT tools such as LCD projector, Multimedia, etc. while teaching.

- ~~4~~ – Above 90%
- 3 – 70 – 89%
- 2 – 50 – 69%
- 1 – 30 – 49%

20. The overall quality of teaching-learning process in your institute is very good.

- ~~4~~ – Strongly agree
- ~~3~~ – Agree
- 2 – Neutral
- 1 – Disagree
- 0 – Strongly disagree

21. Give three observation / suggestions to improve the overall teaching – learning experience in your institution.

- a)
- b)
- c)



Nimra College of Pharmacy

Estd By : Nimra Educational Society (A Muslim Minority Society)
Approved by Pharmacy Council of India (PCI), New Delhi.
Affiliated to JNTU, Kakinada, Permitted by Govt. of A.P.
E-mail : principalncp@yahoo.in Website : www.nimra.in



Student Satisfaction Survey

Key Indicator - 2.7.1

Under Criterion II of Teaching – Learning and Evaluation

Guidelines for Students

NAAC (National Assessment and accreditation council) is conducting a Student Satisfaction Survey regarding Teaching – Learning and Evaluation, which will help to upgrade the quality in higher education. A student will have to respond to all the questions given in the following format with her/his sincere effort and thought. Her/his identity will not be revealed.

A) Please confirm this is the first and only time you answer this survey.

a) Yes b) No

B) Age: 21

C) College Name: NIMRA COLLEGE OF PHARMACY

D) Gender: a) Female b) Male c) Transgender

E) What degree program are you pursuing now?

a) Bachelor's b) Master's c) MPhil
d) Doctorate e) Other ()

F) What subject area are you currently pursuing?

a) Arts b) Commerce c) Science
d) Professional e) Other: (B. pharmacy)

Instructions to fill the questionnaire

- All questions should be compulsorily attempted.
- Each question has five responses, choose the most appropriate one.
- The response to the qualitative question no. 21 is student's opportunity to give suggestions or improvements; she/he can also mention weaknesses of the institute here. (Kindly restrict your response to teaching learning process only)

Criterion II – Teaching–Learning and Evaluation
Student Satisfaction Survey on Teaching Learning Process

Following are questions for online student satisfaction survey regarding teaching learning process.

1. How much of the syllabus was covered in the class?
 - 4 – 85 to 100%
 - 3 – 70 to 84%
 - 2 – 55 to 69%
 - 1 – 30 to 54%
 - 0 – Below 30%
2. How well did the teachers prepare for the classes?
 - 4 – Thoroughly
 - 3 – Satisfactorily
 - 2 – Poorly
 - 1 – Indifferently
 - 0 – Won't teach at all
3. How well were the teachers able to communicate?
 - 4 – Always effective
 - 3 – Sometimes effective
 - 2 – Just satisfactorily
 - 1 – Generally ineffective
 - 0 – Very poor communication
4. The teacher's approach to teaching can best be described as
 - 4 – Excellent
 - 3 – Very good
 - 2 – Good
 - 1 – Fair
 - 0 – Poor
5. Fairness of the internal evaluation process by the teachers.
 - 4 – Always fair
 - 3 – Usually fair
 - 2 – Sometimes unfair
 - 1 – Usually unfair
 - 0 – Unfair
6. Was your performance in assignments discussed with you?
 - 4 – Every time
 - 3 – Usually
 - 2 – Occasionally/Sometimes
 - 1 – Rarely
 - 0 – Never
7. The institute takes active interest in promoting internship, student exchange, field visit opportunities for students.
 - 4 – Regularly
 - 3 – Often
 - 2 – Sometimes
 - 1 – Rarely
 - 0 – Never

8. The teaching and mentoring process in your institution facilitates you in cognitive, social and emotional growth.

- ~~4~~ – Significantly
- 3 – Very well
- 2 – Moderately
- 1 – Marginally
- 0 – Not at all

9. The institution provides multiple opportunities to learn and grow.

- 4 – Strongly agree
- ~~3~~ – Agree
- 2 – Neutral
- 1 – Disagree
- 0 – Strongly disagree

10. Teachers inform you about your expected competencies, course outcomes and programme outcomes.

- 4 – Every time
- ~~3~~ – Usually
- 2 – Occasionally/Sometimes
- 1 – Rarely
- 0 – Never

11. Your mentor does a necessary follow-up with an assigned task to you.

- 4 – Every time
- ~~3~~ – Usually
- 2 – Occasionally/Sometimes
- 1 – Rarely
- 0 – I don't have a mentor

12. The teachers illustrate the concepts through examples and applications.

- 4 – Every time
- ~~3~~ – Usually
- 2 – Occasionally/Sometimes
- 1 – Rarely
- 0 – Never

13. The teachers identify your strengths and encourage you with providing right level of challenges.

- ~~4~~ – Fully
- 3 – Reasonably
- 2 – Partially
- 1 – Slightly
- 0 – Unable to

14. Teachers are able to identify your weaknesses and help you to overcome them.

- 4 – Every time
- ~~3~~ – Usually
- 2 – Occasionally/Sometimes
- 1 – Rarely
- 0 – Never

15. The institution makes effort to engage students in the monitoring, review and continuous quality improvement of the teaching learning process.

- 4 – Strongly agree
- ~~3 – Agree~~
- 2 – Neutral
- 1 – Disagree
- 0 – Strongly disagree

16. The institute/ teachers use student centric methods, such as experiential learning, participative learning and problem solving methodologies for enhancing learning experiences.

- 4 – To a great extent
- ~~3 – Moderate~~
- 2 – Some what
- 1 – Very little
- 0 – Not at all

17. Teachers encourage you to participate in extracurricular activities.

- 4 – Strongly agree
- ~~3 – Agree~~
- 2 – Neutral
- 1 – Disagree
- 0 – Strongly disagree

18. Efforts are made by the institute/ teachers to inculcate soft skills, life skills and employability skills to make you ready for the world of work.

- ~~4 – To a great extent~~
- 3 – Moderate
- 2 – Some what
- 1 – Very little
- 0 – Not at all

19. What percentage of teachers use ICT tools such as LCD projector, Multimedia, etc. while teaching.

- ~~4 – Above 90%~~
- 3 – 70 – 89%
- 2 – 50 – 69%
- 1 – 30 – 49%

20. The overall quality of teaching-learning process in your institute is very good.

- 4 – Strongly agree
- ~~3 – Agree~~
- 2 – Neutral
- 1 – Disagree
- 0 – Strongly disagree

21. Give three observation / suggestions to improve the overall teaching – learning experience in your institution.

- a)
- b)
- c)



Nimra College of Pharmacy

Estd By : Nimra Educational Society (A Muslim Minority Society)
Approved by Pharmacy Council of India (PCI), New Delhi.
Affiliated to JNTU, Kakinada, Permitted by Govt. of A.P.
E-mail : principalncp@yahoo.in Website : www.nimra.in



Student Satisfaction Survey

Key Indicator - 2.7.1

Under Criterion II of Teaching – Learning and Evaluation

Guidelines for Students

NAAC (National Assessment and accreditation council) is conducting a Student Satisfaction Survey regarding Teaching – Learning and Evaluation, which will help to upgrade the quality in higher education. A student will have to respond to all the questions given in the following format with her/his sincere effort and thought. Her/his identity will not be revealed.

A) Please confirm this is the first and only time you answer this survey.

a) Yes b) No

B) Age: 19

C) College Name: Nimra college of Pharmacy

D) Gender: a) Female b) Male c) Transgender

E) What degree program are you pursuing now?

a) Bachelor's b) Master's c) MPhil
d) Doctorate e) Other ()

F) What subject area are you currently pursuing?

a) Arts b) Commerce c) Science
d) Professional e) Other: (B-pharmacy)

Instructions to fill the questionnaire

- All questions should be compulsorily attempted.
- Each question has five responses, choose the most appropriate one.
- The response to the qualitative question no. 21 is student's opportunity to give suggestions or improvements; she/he can also mention weaknesses of the institute here. (Kindly restrict your response to teaching learning process only)

Criterion II – Teaching–Learning and Evaluation
Student Satisfaction Survey on Teaching Learning Process

Following are questions for online student satisfaction survey regarding teaching learning process.

1. How much of the syllabus was covered in the class?
 - 4 – 85 to 100%
 - 3 – 70 to 84%
 - 2 – 55 to 69%
 - 1 – 30 to 54%
 - 0 – Below 30%
2. How well did the teachers prepare for the classes?
 - 4 – Thoroughly
 - 3 – Satisfactorily
 - 2 – Poorly
 - 1 – Indifferently
 - 0 – Won't teach at all
3. How well were the teachers able to communicate?
 - 4 – Always effective
 - 3 – Sometimes effective
 - 2 – Just satisfactorily
 - 1 – Generally ineffective
 - 0 – Very poor communication
4. The teacher's approach to teaching can best be described as
 - 4 – Excellent
 - 3 – Very good
 - 2 – Good
 - 1 – Fair
 - 0 – Poor
5. Fairness of the internal evaluation process by the teachers.
 - 4 – Always fair
 - 3 – Usually fair
 - 2 – Sometimes unfair
 - 1 – Usually unfair
 - 0 – Unfair
6. Was your performance in assignments discussed with you?
 - 4 – Every time
 - 3 – Usually
 - 2 – Occasionally/Sometimes
 - 1 – Rarely
 - 0 – Never
7. The institute takes active interest in promoting internship, student exchange, field visit opportunities for students.
 - 4 – Regularly
 - 3 – Often
 - 2 – Sometimes
 - 1 – Rarely
 - 0 – Never

8. The teaching and mentoring process in your institution facilitates you in cognitive, social and emotional growth.

- 4 – Significantly
- 3 – Very well
- 2 – Moderately
- 1 – Marginally
- 0 – Not at all

9. The institution provides multiple opportunities to learn and grow.

- 4 – Strongly agree
- 3 – Agree
- 2 – Neutral
- 1 – Disagree
- 0 – Strongly disagree

10. Teachers inform you about your expected competencies, course outcomes and programme outcomes.

- 4 – Every time
- 3 – Usually
- 2 – Occasionally/Sometimes
- 1 – Rarely
- 0 – Never

11. Your mentor does a necessary follow-up with an assigned task to you.

- 4 – Every time
- 3 – Usually
- 2 – Occasionally/Sometimes
- 1 – Rarely
- 0 – I don't have a mentor

12. The teachers illustrate the concepts through examples and applications.

- 4 – Every time
- 3 – Usually
- 2 – Occasionally/Sometimes
- 1 – Rarely
- 0 – Never

13. The teachers identify your strengths and encourage you with providing right level of challenges.

- 4 – Fully
- 3 – Reasonably
- 2 – Partially
- 1 – Slightly
- 0 – Unable to

14. Teachers are able to identify your weaknesses and help you to overcome them.

- 4 – Every time
- 3 – Usually
- 2 – Occasionally/Sometimes
- 1 – Rarely
- 0 – Never

15. The institution makes effort to engage students in the monitoring, review and continuous quality improvement of the teaching learning process.

- 4 – Strongly agree
- 3 – Agree
- 2 – Neutral
- 1 – Disagree
- 0 – Strongly disagree

16. The institute/ teachers use student centric methods, such as experiential learning, participative learning and problem solving methodologies for enhancing learning experiences.

- 4 – To a great extent
- 3 – Moderate
- 2 – Some what
- 1 – Very little
- 0 – Not at all

17. Teachers encourage you to participate in extracurricular activities.

- 4 – Strongly agree
- 3 – Agree
- 2 – Neutral
- 1 – Disagree
- 0 – Strongly disagree

18. Efforts are made by the institute/ teachers to inculcate soft skills, life skills and employability skills to make you ready for the world of work.

- 4 – To a great extent
- 3 – Moderate
- 2 – Some what
- 1 – Very little
- 0 – Not at all

19. What percentage of teachers use ICT tools such as LCD projector, Multimedia, etc. while teaching.

- 4 – Above 90%
- 3 – 70 – 89%
- 2 – 50 – 69%
- 1 – 30 – 49%

20. The overall quality of teaching-learning process in your institute is very good.

- 4 – Strongly agree
- 3 – Agree
- 2 – Neutral
- 1 – Disagree
- 0 – Strongly disagree

21. Give three observation / suggestions to improve the overall teaching – learning experience in your institution.

- a) The teaching was Excellent that the topic's are understandable.
- b) We can easily grab the concepts.
- c)



Nimra College of Pharmacy

Estd By : Nimra Educational Society (A Muslim Minority Society)
Approved by Pharmacy Council of India (PCI), New Delhi.
Affiliated to JNTU, Kakinada, Permitted by Govt. of A.P.
E-mail : principalncp@yahoo.in Website : www.nimra.in



Student Satisfaction Survey

Key Indicator - 2.7.1

Under Criterion II of Teaching – Learning and Evaluation

Guidelines for Students

NAAC (National Assessment and accreditation council) is conducting a Student Satisfaction Survey regarding Teaching – Learning and Evaluation, which will help to upgrade the quality in higher education. A student will have to respond to all the questions given in the following format with her/his sincere effort and thought. Her/his identity will not be revealed.

A) Please confirm this is the first and only time you answer this survey.

a) Yes b) No

B) Age: 20

C) College Name: Nimra College of Pharmacy

D) Gender: a) Female b) Male c) Transgender

E) What degree program are you pursuing now?

a) Bachelor's b) Master's c) MPhil
d) Doctorate e) Other ()

F) What subject area are you currently pursuing?

a) Arts b) Commerce c) Science
d) Professional e) Other: B-pharmacy.

Instructions to fill the questionnaire

- All questions should be compulsorily attempted.
- Each question has five responses, choose the most appropriate one.
- The response to the qualitative question no. 21 is student's opportunity to give suggestions or improvements; she/he can also mention weaknesses of the institute here. (Kindly restrict your response to teaching learning process only)

Criterion II – Teaching–Learning and Evaluation
Student Satisfaction Survey on Teaching Learning Process

Following are questions for online student satisfaction survey regarding teaching learning process.

1. How much of the syllabus was covered in the class?
 - 4 – 85 to 100%
 - 3 – 70 to 84%
 - 2 – 55 to 69%
 - 1 – 30 to 54%
 - 0 – Below 30%
2. How well did the teachers prepare for the classes?
 - 4 – Thoroughly
 - 3 – Satisfactorily
 - 2 – Poorly
 - 1 – Indifferently
 - 0 – Won't teach at all
3. How well were the teachers able to communicate?
 - 4 – Always effective
 - 3 – Sometimes effective
 - 2 – Just satisfactorily
 - 1 – Generally ineffective
 - 0 – Very poor communication
4. The teacher's approach to teaching can best be described as
 - 4 – Excellent
 - 3 – Very good
 - 2 – Good
 - 1 – Fair
 - 0 – Poor
5. Fairness of the internal evaluation process by the teachers.
 - 4 – Always fair
 - 3 – Usually fair
 - 2 – Sometimes unfair
 - 1 – Usually unfair
 - 0 – Unfair
6. Was your performance in assignments discussed with you?
 - 4 – Every time
 - 3 – Usually
 - 2 – Occasionally/Sometimes
 - 1 – Rarely
 - 0 – Never
7. The institute takes active interest in promoting internship, student exchange, field visit opportunities for students.
 - 4 – Regularly
 - 3 – Often
 - 2 – Sometimes
 - 1 – Rarely
 - 0 – Never

8. The teaching and mentoring process in your institution facilitates you in cognitive, social and emotional growth.

4 – Significantly

3 – Very well

2 – Moderately

1 – Marginally

0 – Not at all

9. The institution provides multiple opportunities to learn and grow.

4 – Strongly agree

3 – Agree

2 – Neutral

1 – Disagree

0 – Strongly disagree

10. Teachers inform you about your expected competencies, course outcomes and programme outcomes.

4 – Every time

3 – Usually

2 – Occasionally/Sometimes

1 – Rarely

0 – Never

11. Your mentor does a necessary follow-up with an assigned task to you.

4 – Every time

3 – Usually

2 – Occasionally/Sometimes

1 – Rarely

0 – I don't have a mentor

12. The teachers illustrate the concepts through examples and applications.

4 – Every time

3 – Usually

2 – Occasionally/Sometimes

1 – Rarely

0 – Never

13. The teachers identify your strengths and encourage you with providing right level of challenges.

4 – Fully

3 – Reasonably

2 – Partially

1 – Slightly

0 – Unable to

14. Teachers are able to identify your weaknesses and help you to overcome them.

4 – Every time

3 – Usually

2 – Occasionally/Sometimes

1 – Rarely

0 – Never

15. The institution makes effort to engage students in the monitoring, review and continuous quality improvement of the teaching learning process.

4 – Strongly agree

3 – Agree

2 – Neutral

1 – Disagree

0 – Strongly disagree

16. The institute/ teachers use student centric methods, such as experiential learning, participative learning and problem solving methodologies for enhancing learning experiences.

4 – To a great extent

3 – Moderate

2 – Some what

1 – Very little

0 – Not at all

17. Teachers encourage you to participate in extracurricular activities.

4 – Strongly agree

3 – Agree

2 – Neutral

1 – Disagree

0 – Strongly disagree

18. Efforts are made by the institute/ teachers to inculcate soft skills, life skills and employability skills to make you ready for the world of work.

4 – To a great extent

3 – Moderate

2 – Some what

1 – Very little

0 – Not at all

19. What percentage of teachers use ICT tools such as LCD projector, Multimedia, etc. while teaching.

4 – Above 90%

3 – 70 – 89%

2 – 50 – 69%

1 – 30 – 49%

20. The overall quality of teaching-learning process in your institute is very good.

4 – Strongly agree

3 – Agree

2 – Neutral

1 – Disagree

0 – Strongly disagree

21. Give three observation / suggestions to improve the overall teaching – learning experience in your institution.

a)

b)

c)



Nimra College of Pharmacy

Estd By : Nimra Educational Society (A Muslim Minority Society)
Approved by Pharmacy Council of India (PCI), New Delhi.
Affiliated to JNTU, Kakinada, Permitted by Govt. of A.P.
E-mail : principalncp@yahoo.in Website : www.nimra.in



Student Satisfaction Survey

Key Indicator - 2.7.1

Under Criterion II of Teaching – Learning and Evaluation

Guidelines for Students

NAAC (National Assessment and accreditation council) is conducting a Student Satisfaction Survey regarding Teaching – Learning and Evaluation, which will help to upgrade the quality in higher education. A student will have to respond to all the questions given in the following format with her/his sincere effort and thought. Her/his identity will not be revealed.

A) Please confirm this is the first and only time you answer this survey.

a) Yes b) No

B) Age: 19 C) College Name: NIMRA COLLEGE OF PHARMACY

D) Gender: a) Female b) Male c) Transgender

E) What degree program are you pursuing now?

a) Bachelor's b) Master's c) MPhil
d) Doctorate e) Other ()

F) What subject area are you currently pursuing?

a) Arts b) Commerce c) Science
d) Professional e) Other: (B-PHARMACY)

Instructions to fill the questionnaire

- All questions should be compulsorily attempted.
- Each question has five responses, choose the most appropriate one.
- The response to the qualitative question no. 21 is student's opportunity to give suggestions or improvements; she/he can also mention weaknesses of the institute here. (Kindly restrict your response to teaching learning process only)

Criterion II – Teaching–Learning and Evaluation
Student Satisfaction Survey on Teaching Learning Process

Following are questions for online student satisfaction survey regarding teaching learning process.

1. How much of the syllabus was covered in the class?
 - 4 – 85 to 100%
 - 3 – 70 to 84%
 - 2 – 55 to 69%
 - 1 – 30 to 54%
 - 0 – Below 30%
2. How well did the teachers prepare for the classes?
 - 4 – Thoroughly
 - 3 – Satisfactorily
 - 2 – Poorly
 - 1 – Indifferently
 - 0 – Won't teach at all
3. How well were the teachers able to communicate?
 - 4 – Always effective
 - 3 – Sometimes effective
 - 2 – Just satisfactorily
 - 1 – Generally ineffective
 - 0 – Very poor communication
4. The teacher's approach to teaching can best be described as
 - 4 – Excellent
 - 3 – Very good
 - 2 – Good
 - 1 – Fair
 - 0 – Poor
5. Fairness of the internal evaluation process by the teachers.
 - 4 – Always fair
 - 3 – Usually fair
 - 2 – Sometimes unfair
 - 1 – Usually unfair
 - 0 – Unfair
6. Was your performance in assignments discussed with you?
 - 4 – Every time
 - 3 – Usually
 - 2 – Occasionally/Sometimes
 - 1 – Rarely
 - 0 – Never
7. The institute takes active interest in promoting internship, student exchange, field visit opportunities for students.
 - 4 – Regularly
 - 3 – Often
 - 2 – Sometimes
 - 1 – Rarely
 - 0 – Never

8. The teaching and mentoring process in your institution facilitates you in cognitive, social and emotional growth.

- 4 – Significantly
- 3 – Very well
- 2 – Moderately
- 1 – Marginally
- 0 – Not at all

9. The institution provides multiple opportunities to learn and grow.

- 4 – Strongly agree
- 3 – Agree
- 2 – Neutral
- 1 – Disagree
- 0 – Strongly disagree

10. Teachers inform you about your expected competencies, course outcomes and programme outcomes.

- 4 – Every time
- 3 – Usually
- 2 – Occasionally/Sometimes
- 1 – Rarely
- 0 – Never

11. Your mentor does a necessary follow-up with an assigned task to you.

- 4 – Every time
- 3 – Usually
- 2 – Occasionally/Sometimes
- 1 – Rarely
- 0 – I don't have a mentor

12. The teachers illustrate the concepts through examples and applications.

- 4 – Every time
- 3 – Usually
- 2 – Occasionally/Sometimes
- 1 – Rarely
- 0 – Never

13. The teachers identify your strengths and encourage you with providing right level of challenges.

- 4 – Fully
- 3 – Reasonably
- 2 – Partially
- 1 – Slightly
- 0 – Unable to

14. Teachers are able to identify your weaknesses and help you to overcome them.

- 4 – Every time
- 3 – Usually
- 2 – Occasionally/Sometimes
- 1 – Rarely
- 0 – Never

15. The institution makes effort to engage students in the monitoring, review and continuous quality improvement of the teaching learning process.

- 4 – Strongly agree
- 3 – Agree
- 2 – Neutral
- 1 – Disagree
- 0 – Strongly disagree

16. The institute/ teachers use student centric methods, such as experiential learning, participative learning and problem solving methodologies for enhancing learning experiences.

- 4 – To a great extent
- 3 – Moderate
- 2 – Some what
- 1 – Very little
- 0 – Not at all

17. Teachers encourage you to participate in extracurricular activities.

- 4 – Strongly agree
- 3 – Agree
- 2 – Neutral
- 1 – Disagree
- 0 – Strongly disagree

18. Efforts are made by the institute/ teachers to inculcate soft skills, life skills and employability skills to make you ready for the world of work.

- 4 – To a great extent
- 3 – Moderate
- 2 – Some what
- 1 – Very little
- 0 – Not at all

19. What percentage of teachers use ICT tools such as LCD projector, Multimedia, etc. while teaching.

- 4 – Above 90%
- 3 – 70 – 89%
- 2 – 50 – 69%
- 1 – 30 – 49%

20. The overall quality of teaching-learning process in your institute is very good.

- 4 – Strongly agree
- 3 – Agree
- 2 – Neutral
- 1 – Disagree
- 0 – Strongly disagree

21. Give three observation / suggestions to improve the overall teaching – learning experience in your institution.

a)

b)

c)



Nimra College of Pharmacy

Estd By : Nimra Educational Society (A Muslim Minority Society)
Approved by Pharmacy Council of India (PCI), New Delhi.
Affiliated to JNTU, Kakinada, Permitted by Govt. of A.P.
E-mail : principalncp@yahoo.in Website : www.nimra.in



Student Satisfaction Survey

Key Indicator - 2.7.1

Under Criterion II of Teaching – Learning and Evaluation

Guidelines for Students

NAAC (National Assessment and accreditation council) is conducting a Student Satisfaction Survey regarding Teaching – Learning and Evaluation, which will help to upgrade the quality in higher education. A student will have to respond to all the questions given in the following format with her/his sincere effort and thought. Her/his identity will not be revealed.

A) Please confirm this is the first and only time you answer this survey.

a) Yes b) No

B) Age: 19

C) College Name: Nimra college of pharmacy

D) Gender: a) Female b) Male c) Transgender

E) What degree program are you pursuing now?

a) Bachelor's b) Master's c) MPhil
d) Doctorate e) Other ()

F) What subject area are you currently pursuing?

a) Arts b) Commerce c) Science
d) Professional e) Other: (B. pharmacy)

Instructions to fill the questionnaire

- All questions should be compulsorily attempted.
- Each question has five responses, choose the most appropriate one.
- The response to the qualitative question no. 21 is student's opportunity to give suggestions or improvements; she/he can also mention weaknesses of the institute here. (Kindly restrict your response to teaching learning process only)

Criterion II – Teaching–Learning and Evaluation
Student Satisfaction Survey on Teaching Learning Process

Following are questions for online student satisfaction survey regarding teaching learning process.

1. How much of the syllabus was covered in the class?
 - 4 – 85 to 100%
 - ~~3~~ – 70 to 84%
 - 2 – 55 to 69%
 - 1 – 30 to 54%
 - 0 – Below 30%
2. How well did the teachers prepare for the classes?
 - 4 – Thoroughly
 - ~~3~~ – Satisfactorily
 - 2 – Poorly
 - 1 – Indifferently
 - 0 – Won't teach at all
3. How well were the teachers able to communicate?
 - 4 – Always effective
 - ~~3~~ – Sometimes effective
 - 2 – Just satisfactorily
 - 1 – Generally ineffective
 - 0 – Very poor communication
4. The teacher's approach to teaching can best be described as
 - 4 – Excellent
 - ~~3~~ – Very good
 - 2 – Good
 - 1 – Fair
 - 0 – Poor
5. Fairness of the internal evaluation process by the teachers.
 - ~~4~~ – Always fair
 - 3 – Usually fair
 - 2 – Sometimes unfair
 - 1 – Usually unfair
 - 0 – Unfair
6. Was your performance in assignments discussed with you?
 - 4 – Every time
 - ~~3~~ – Usually
 - 2 – Occasionally/Sometimes
 - 1 – Rarely
 - 0 – Never
7. The institute takes active interest in promoting internship, student exchange, field visit opportunities for students.
 - 4 – Regularly
 - ~~3~~ – Often
 - 2 – Sometimes
 - 1 – Rarely
 - 0 – Never

8. The teaching and mentoring process in your institution facilitates you in cognitive, social and emotional growth.

- 4 – Significantly
- 3 – Very well
- 2 – Moderately
- 1 – Marginally
- 0 – Not at all

9. The institution provides multiple opportunities to learn and grow.

- 4 – Strongly agree
- 3 – Agree
- 2 – Neutral
- 1 – Disagree
- 0 – Strongly disagree

10. Teachers inform you about your expected competencies, course outcomes and programme outcomes.

- 4 – Every time
- 3 – Usually
- 2 – Occasionally/Sometimes
- 1 – Rarely
- 0 – Never

11. Your mentor does a necessary follow-up with an assigned task to you.

- 4 – Every time
- 3 – Usually
- 2 – Occasionally/Sometimes
- 1 – Rarely
- 0 – I don't have a mentor

12. The teachers illustrate the concepts through examples and applications.

- 4 – Every time
- 3 – Usually
- 2 – Occasionally/Sometimes
- 1 – Rarely
- 0 – Never

13. The teachers identify your strengths and encourage you with providing right level of challenges.

- 4 – Fully
- 3 – Reasonably
- 2 – Partially
- 1 – Slightly
- 0 – Unable to

14. Teachers are able to identify your weaknesses and help you to overcome them.

- 4 – Every time
- 3 – Usually
- 2 – Occasionally/Sometimes
- 1 – Rarely
- 0 – Never

15. The institution makes effort to engage students in the monitoring, review and continuous quality improvement of the teaching learning process.

- 4 – Strongly agree
- ~~3~~ – Agree
- 2 – Neutral
- 1 – Disagree
- 0 – Strongly disagree

16. The institute/ teachers use student centric methods, such as experiential learning, participative learning and problem solving methodologies for enhancing learning experiences.

- 4 – To a great extent
- ~~3~~ – Moderate
- 2 – Some what
- 1 – Very little
- 0 – Not at all

17. Teachers encourage you to participate in extracurricular activities.

- 4 – Strongly agree
- ~~3~~ – Agree
- 2 – Neutral
- 1 – Disagree
- 0 – Strongly disagree

18. Efforts are made by the institute/ teachers to inculcate soft skills, life skills and employability skills to make you ready for the world of work.

- ~~4~~ – To a great extent
- 3 – Moderate
- 2 – Some what
- 1 – Very little
- 0 – Not at all

19. What percentage of teachers use ICT tools such as LCD projector, Multimedia, etc. while teaching.

- ~~4~~ – Above 90%
- 3 – 70 – 89%
- 2 – 50 – 69%
- 1 – 30 – 49%

20. The overall quality of teaching-learning process in your institute is very good.

- 4 – Strongly agree
- ~~3~~ – Agree
- 2 – Neutral
- 1 – Disagree
- 0 – Strongly disagree

21. Give three observation / suggestions to improve the overall teaching – learning experience in your institution.

- a) plenty of practice.
- b) student, teacher interaction
- c)



Nimra College of Pharmacy

Estd By : Nimra Educational Society (A Muslim Minority Society)
Approved by Pharmacy Council of India (PCI), New Delhi.
Affiliated to JNTU, Kakinada, Permitted by Govt. of A.P.
E-mail : principalncp@yahoo.in Website : www.nimra.in



Student Satisfaction Survey

Key Indicator - 2.7.1

Under Criterion II of Teaching – Learning and Evaluation

Guidelines for Students

NAAC (National Assessment and accreditation council) is conducting a Student Satisfaction Survey regarding Teaching – Learning and Evaluation, which will help to upgrade the quality in higher education. A student will have to respond to all the questions given in the following format with her/his sincere effort and thought. Her/his identity will not be revealed.

A) Please confirm this is the first and only time you answer this survey.

- a) Yes b) No

B) Age: 18 years

C) College Name: Nimra college of pharmacy

D) Gender: a) Female b) Male c) Transgender

E) What degree program are you pursuing now?

- a) Bachelor's b) Master's c) MPhil
d) Doctorate e) Other ()

F) What subject area are you currently pursuing?

- a) Arts b) Commerce c) Science
d) Professional e) Other: (B. pharmacy)

Instructions to fill the questionnaire

- All questions should be compulsorily attempted.
- Each question has five responses, choose the most appropriate one.
- The response to the qualitative question no. 21 is student's opportunity to give suggestions or improvements; she/he can also mention weaknesses of the institute here. (Kindly restrict your response to teaching learning process only)

Criterion II – Teaching–Learning and Evaluation
Student Satisfaction Survey on Teaching Learning Process

Following are questions for online student satisfaction survey regarding teaching learning process.

1. How much of the syllabus was covered in the class?
 - 4 – 85 to 100%
 - 3 – 70 to 84%
 - 2 – 55 to 69%
 - 1 – 30 to 54%
 - 0 – Below 30%
2. How well did the teachers prepare for the classes?
 - 4 – Thoroughly
 - 3 – Satisfactorily
 - 2 – Poorly
 - 1 – Indifferently
 - 0 – Won't teach at all
3. How well were the teachers able to communicate?
 - 4 – Always effective
 - 3 – Sometimes effective
 - 2 – Just satisfactorily
 - 1 – Generally ineffective
 - 0 – Very poor communication
4. The teacher's approach to teaching can best be described as
 - 4 – Excellent
 - 3 – Very good
 - 2 – Good
 - 1 – Fair
 - 0 – Poor
5. Fairness of the internal evaluation process by the teachers.
 - 4 – Always fair
 - 3 – Usually fair
 - 2 – Sometimes unfair
 - 1 – Usually unfair
 - 0 – Unfair
6. Was your performance in assignments discussed with you?
 - 4 – Every time
 - 3 – Usually
 - 2 – Occasionally/Sometimes
 - 1 – Rarely
 - 0 – Never
7. The institute takes active interest in promoting internship, student exchange, field visit opportunities for students.
 - 4 – Regularly
 - 3 – Often
 - 2 – Sometimes
 - 1 – Rarely
 - 0 – Never

8. The teaching and mentoring process in your institution facilitates you in cognitive, social and emotional growth.

- 4 – Significantly
- 3 – Very well
- 2 – Moderately
- 1 – Marginally
- 0 – Not at all

9. The institution provides multiple opportunities to learn and grow.

- 4 – Strongly agree
- 3 – Agree
- 2 – Neutral
- 1 – Disagree
- 0 – Strongly disagree

10. Teachers inform you about your expected competencies, course outcomes and programme outcomes.

- 4 – Every time
- 3 – Usually
- 2 – Occasionally/Sometimes
- 1 – Rarely
- 0 – Never

11. Your mentor does a necessary follow-up with an assigned task to you.

- 4 – Every time
- 3 – Usually
- 2 – Occasionally/Sometimes
- 1 – Rarely
- 0 – I don't have a mentor

12. The teachers illustrate the concepts through examples and applications.

- 4 – Every time
- 3 – Usually
- 2 – Occasionally/Sometimes
- 1 – Rarely
- 0 – Never

13. The teachers identify your strengths and encourage you with providing right level of challenges.

- 4 – Fully
- 3 – Reasonably
- 2 – Partially
- 1 – Slightly
- 0 – Unable to

14. Teachers are able to identify your weaknesses and help you to overcome them.

- 4 – Every time
- 3 – Usually
- 2 – Occasionally/Sometimes
- 1 – Rarely
- 0 – Never

15. The institution makes effort to engage students in the monitoring, review and continuous quality improvement of the teaching learning process.

- 4 – Strongly agree
- 3 – Agree
- 2 – Neutral
- 1 – Disagree
- 0 – Strongly disagree

16. The institute/ teachers use student centric methods, such as experiential learning, participative learning and problem solving methodologies for enhancing learning experiences.

- 4 – To a great extent
- 3 – Moderate
- 2 – Some what
- 1 – Very little
- 0 – Not at all

17. Teachers encourage you to participate in extracurricular activities.

- 4 – Strongly agree
- 3 – Agree
- 2 – Neutral
- 1 – Disagree
- 0 – Strongly disagree

18. Efforts are made by the institute/ teachers to inculcate soft skills, life skills and employability skills to make you ready for the world of work.

- 4 – To a great extent
- 3 – Moderate
- 2 – Some what
- 1 – Very little
- 0 – Not at all

19. What percentage of teachers use ICT tools such as LCD projector, Multimedia, etc. while teaching.

- 4 – Above 90%
- 3 – 70 – 89%
- 2 – 50 – 69%
- 1 – 30 – 49%

20. The overall quality of teaching-learning process in your institute is very good.

- 4 – Strongly agree
- 3 – Agree
- 2 – Neutral
- 1 – Disagree
- 0 – Strongly disagree

21. Give three observation / suggestions to improve the overall teaching – learning experience in your institution.

- a)
- b)
- c)



Nimra College of Pharmacy

Estd By : Nimra Educational Society (A Muslim Minority Society)
Approved by Pharmacy Council of India (PCI), New Delhi.
Affiliated to JNTU, Kakinada, Permitted by Govt. of A.P.
E-mail : principalncp@yahoo.in Website : www.nimra.in



Student Satisfaction Survey

Key Indicator - 2.7.1

Under Criterion II of Teaching – Learning and Evaluation

Guidelines for Students

NAAC (National Assessment and accreditation council) is conducting a Student Satisfaction Survey regarding Teaching – Learning and Evaluation, which will help to upgrade the quality in higher education. A student will have to respond to all the questions given in the following format with her/his sincere effort and thought. Her/his identity will not be revealed.

A) Please confirm this is the first and only time you answer this survey.

a) Yes b) No

B) Age: 19

C) College Name: Nimra college of pharmacy

D) Gender: a) Female b) Male c) Transgender

E) What degree program are you pursuing now?

a) Bachelor's b) Master's c) MPhil
d) Doctorate e) Other ()

F) What subject area are you currently pursuing?

a) Arts b) Commerce c) Science
d) Professional e) Other: (B. pharm)

Instructions to fill the questionnaire

- All questions should be compulsorily attempted.
- Each question has five responses, choose the most appropriate one.
- The response to the qualitative question no. 21 is student's opportunity to give suggestions or improvements; she/he can also mention weaknesses of the institute here. (Kindly restrict your response to teaching learning process only)

Criterion II – Teaching–Learning and Evaluation
Student Satisfaction Survey on Teaching Learning Process

Following are questions for online student satisfaction survey regarding teaching learning process.

1. How much of the syllabus was covered in the class?
 - 4 – 85 to 100%
 - 3 – 70 to 84%
 - 2 – 55 to 69%
 - 1 – 30 to 54%
 - 0 – Below 30%
2. How well did the teachers prepare for the classes?
 - 4 – Thoroughly
 - 3 – Satisfactorily
 - 2 – Poorly
 - 1 – Indifferently
 - 0 – Won't teach at all
3. How well were the teachers able to communicate?
 - 4 – Always effective
 - 3 – Sometimes effective
 - 2 – Just satisfactorily
 - 1 – Generally ineffective
 - 0 – Very poor communication
4. The teacher's approach to teaching can best be described as
 - 4 – Excellent
 - 3 – Very good
 - 2 – Good
 - 1 – Fair
 - 0 – Poor
5. Fairness of the internal evaluation process by the teachers.
 - 4 – Always fair
 - 3 – Usually fair
 - 2 – Sometimes unfair
 - 1 – Usually unfair
 - 0 – Unfair
6. Was your performance in assignments discussed with you?
 - 4 – Every time
 - 3 – Usually
 - 2 – Occasionally/Sometimes
 - 1 – Rarely
 - 0 – Never
7. The institute takes active interest in promoting internship, student exchange, field visit opportunities for students.
 - 4 – Regularly
 - 3 – Often
 - 2 – Sometimes
 - 1 – Rarely
 - 0 – Never

8. The teaching and mentoring process in your institution facilitates you in cognitive, social and emotional growth.

4 – Significantly

– Very well

2 – Moderately

1 – Marginally

0 – Not at all

9. The institution provides multiple opportunities to learn and grow.

4 – Strongly agree

– Agree

2 – Neutral

1 – Disagree

0 – Strongly disagree

10. Teachers inform you about your expected competencies, course outcomes and programme outcomes.

4 – Every time

– Usually

2 – Occasionally/Sometimes

1 – Rarely

0 – Never

11. Your mentor does a necessary follow-up with an assigned task to you.

4 – Every time

– Usually

2 – Occasionally/Sometimes

1 – Rarely

0 – I don't have a mentor

12. The teachers illustrate the concepts through examples and applications.

4 – Every time

– Usually

2 – Occasionally/Sometimes

1 – Rarely

0 – Never

13. The teachers identify your strengths and encourage you with providing right level of challenges.

4 – Fully

– Reasonably

2 – Partially

1 – Slightly

0 – Unable to

14. Teachers are able to identify your weaknesses and help you to overcome them.

4 – Every time

– Usually

2 – Occasionally/Sometimes

1 – Rarely

0 – Never

15. The institution makes effort to engage students in the monitoring, review and continuous quality improvement of the teaching learning process.

- 4 – Strongly agree
- 3 – Agree
- 2 – Neutral
- 1 – Disagree
- 0 – Strongly disagree

16. The institute/ teachers use student centric methods, such as experiential learning, participative learning and problem solving methodologies for enhancing learning experiences.

- 4 – To a great extent
- 3 – Moderate
- 2 – Some what
- 1 – Very little
- 0 – Not at all

17. Teachers encourage you to participate in extracurricular activities.

- 4 – Strongly agree
- 3 – Agree
- 2 – Neutral
- 1 – Disagree
- 0 – Strongly disagree

18. Efforts are made by the institute/ teachers to inculcate soft skills, life skills and employability skills to make you ready for the world of work.

- 4 – To a great extent
- 3 – Moderate
- 2 – Some what
- 1 – Very little
- 0 – Not at all

19. What percentage of teachers use ICT tools such as LCD projector, Multimedia, etc. while teaching.

- 4 – Above 90%
- 3 – 70 – 89%
- 2 – 50 – 69%
- 1 – 30 – 49%

20. The overall quality of teaching-learning process in your institute is very good.

- 4 – Strongly agree
- 3 – Agree
- 2 – Neutral
- 1 – Disagree
- 0 – Strongly disagree

21. Give three observation / suggestions to improve the overall teaching – learning experience in your institution.

- a)
- b)
- c)



Nimra College of Pharmacy

Estd By : Nimra Educational Society (A Muslim Minority Society)
Approved by Pharmacy Council of India (PCI), New Delhi.
Affiliated to JNTU, Kakinada, Permitted by Govt. of A.P.
E-mail : principalncp@yahoo.in Website : www.nimra.in



Student Satisfaction Survey

Key Indicator - 2.7.1

Under Criterion II of Teaching – Learning and Evaluation

Guidelines for Students

NAAC (National Assessment and accreditation council) is conducting a Student Satisfaction Survey regarding Teaching – Learning and Evaluation, which will help to upgrade the quality in higher education. A student will have to respond to all the questions given in the following format with her/his sincere effort and thought. Her/his identity will not be revealed.

A) Please confirm this is the first and only time you answer this survey.

a) Yes b) No

B) Age: 19

C) College Name: Nimra College of pharmacy

D) Gender: a) Female b) Male c) Transgender

E) What degree program are you pursuing now?

a) Bachelor's b) Master's c) MPhil
d) Doctorate e) Other ()

F) What subject area are you currently pursuing?

a) Arts b) Commerce c) Science
d) Professional e) Other: (B pharmacy)

Instructions to fill the questionnaire

- All questions should be compulsorily attempted.
- Each question has five responses, choose the most appropriate one.
- The response to the qualitative question no. 21 is student's opportunity to give suggestions or improvements; she/he can also mention weaknesses of the institute here. (Kindly restrict your response to teaching learning process only)

Criterion II – Teaching–Learning and Evaluation
Student Satisfaction Survey on Teaching Learning Process

Following are questions for online student satisfaction survey regarding teaching learning process.

1. How much of the syllabus was covered in the class?
 - 4 – 85 to 100%
 - 3 – 70 to 84% ✓
 - 2 – 55 to 69%
 - 1 – 30 to 54%
 - 0 – Below 30%
2. How well did the teachers prepare for the classes?
 - 4 – Thoroughly ✓
 - 3 – Satisfactorily
 - 2 – Poorly
 - 1 – Indifferently
 - 0 – Won't teach at all
3. How well were the teachers able to communicate?
 - 4 – Always effective ✓
 - 3 – Sometimes effective
 - 2 – Just satisfactorily
 - 1 – Generally ineffective
 - 0 – Very poor communication
4. The teacher's approach to teaching can best be described as
 - 4 – Excellent ✓
 - 3 – Very good
 - 2 – Good
 - 1 – Fair
 - 0 – Poor
5. Fairness of the internal evaluation process by the teachers.
 - 4 – Always fair ✓
 - 3 – Usually fair
 - 2 – Sometimes unfair
 - 1 – Usually unfair
 - 0 – Unfair
6. Was your performance in assignments discussed with you?
 - 4 – Every time
 - 3 – Usually ✓
 - 2 – Occasionally/Sometimes
 - 1 – Rarely
 - 0 – Never
7. The institute takes active interest in promoting internship, student exchange, field visit opportunities for students.
 - 4 – Regularly
 - 3 – Often ✓
 - 2 – Sometimes
 - 1 – Rarely
 - 0 – Never

8. The teaching and mentoring process in your institution facilitates you in cognitive, social and emotional growth.

4 – Significantly ✓

3 – Very well

2 – Moderately

1 – Marginally

0 – Not at all

9. The institution provides multiple opportunities to learn and grow.

4 – Strongly agree

3 – Agree ✓

2 – Neutral

1 – Disagree

0 – Strongly disagree

10. Teachers inform you about your expected competencies, course outcomes and programme outcomes.

4 – Every time ✓

3 – Usually

2 – Occasionally/Sometimes

1 – Rarely

0 – Never

11. Your mentor does a necessary follow-up with an assigned task to you.

4 – Every time

3 – Usually ✓

2 – Occasionally/Sometimes

1 – Rarely

0 – I don't have a mentor

12. The teachers illustrate the concepts through examples and applications.

4 – Every time ✓

3 – Usually

2 – Occasionally/Sometimes

1 – Rarely

0 – Never

13. The teachers identify your strengths and encourage you with providing right level of challenges.

4 – Fully

3 – Reasonably ✓

2 – Partially

1 – Slightly

0 – Unable to

14. Teachers are able to identify your weaknesses and help you to overcome them.

4 – Every time ✓

3 – Usually

2 – Occasionally/Sometimes

1 – Rarely

0 – Never

15. The institution makes effort to engage students in the monitoring, review and continuous quality improvement of the teaching learning process.

- 4 – Strongly agree ✓
- 3 – Agree
- 2 – Neutral
- 1 – Disagree
- 0 – Strongly disagree

16. The institute/ teachers use student centric methods, such as experiential learning, participative learning and problem solving methodologies for enhancing learning experiences.

- 4 – To a great extent
- 3 – Moderate ✓
- 2 – Some what
- 1 – Very little
- 0 – Not at all

17. Teachers encourage you to participate in extracurricular activities.

- 4 – Strongly agree ✓
- 3 – Agree
- 2 – Neutral
- 1 – Disagree
- 0 – Strongly disagree

18. Efforts are made by the institute/ teachers to inculcate soft skills, life skills and employability skills to make you ready for the world of work.

- 4 – To a great extent
- 3 – Moderate ✓
- 2 – Some what
- 1 – Very little
- 0 – Not at all

19. What percentage of teachers use ICT tools such as LCD projector, Multimedia, etc. while teaching.

- 4 – Above 90%
- 3 – 70 – 89% ✓
- 2 – 50 – 69%
- 1 – 30 – 49%

20. The overall quality of teaching-learning process in your institute is very good.

- 4 – Strongly agree ✓
- 3 – Agree
- 2 – Neutral
- 1 – Disagree
- 0 – Strongly disagree

21. Give three observation / suggestions to improve the overall teaching – learning experience in your institution.

- a)
- b)
- c)



Nimra College of Pharmacy

Estd By : Nimra Educational Society (A Muslim Minority Society)
Approved by Pharmacy Council of India (PCI), New Delhi.
Affiliated to JNTU, Kakinada, Permitted by Govt. of A.P.
E-mail : principalncp@yahoo.in Website : www.nimra.in



Student Satisfaction Survey

Key Indicator - 2.7.1

Under Criterion II of Teaching – Learning and Evaluation

Guidelines for Students

NAAC (National Assessment and accreditation council) is conducting a Student Satisfaction Survey regarding Teaching – Learning and Evaluation, which will help to upgrade the quality in higher education. A student will have to respond to all the questions given in the following format with her/his sincere effort and thought. Her/his identity will not be revealed.

A) Please confirm this is the first and only time you answer this survey.

a) Yes b) No

B) Age: 18 C) College Name: Nimra college of pharmacy

D) Gender: a) Female b) Male c) Transgender

E) What degree program are you pursuing now?

a) Bachelor's b) Master's c) MPhil
d) Doctorate e) Other ()

F) What subject area are you currently pursuing?

a) Arts b) Commerce c) Science
d) Professional e) Other: () B.pharmacy

Instructions to fill the questionnaire

- All questions should be compulsorily attempted.
- Each question has five responses, choose the most appropriate one.
- The response to the qualitative question no. 21 is student's opportunity to give suggestions or improvements; she/he can also mention weaknesses of the institute here. (Kindly restrict your response to teaching learning process only)

Criterion II – Teaching–Learning and Evaluation
Student Satisfaction Survey on Teaching Learning Process

Following are questions for online student satisfaction survey regarding teaching learning process.

1. How much of the syllabus was covered in the class?
 - 4 – 85 to 100%
 - 3 – 70 to 84%
 - 2 – 55 to 69%
 - 1 – 30 to 54%
 - 0 – Below 30%
2. How well did the teachers prepare for the classes?
 - 4 – Thoroughly
 - 3 – Satisfactorily
 - 2 – Poorly
 - 1 – Indifferently
 - 0 – Won't teach at all
3. How well were the teachers able to communicate?
 - 4 – Always effective
 - 3 – Sometimes effective
 - 2 – Just satisfactorily
 - 1 – Generally ineffective
 - 0 – Very poor communication
4. The teacher's approach to teaching can best be described as
 - 4 – Excellent
 - 3 – Very good
 - 2 – Good
 - 1 – Fair
 - 0 – Poor
5. Fairness of the internal evaluation process by the teachers.
 - 4 – Always fair
 - 3 – Usually fair
 - 2 – Sometimes unfair
 - 1 – Usually unfair
 - 0 – Unfair
6. Was your performance in assignments discussed with you?
 - 4 – Every time
 - 3 – Usually
 - 2 – Occasionally/Sometimes
 - 1 – Rarely
 - 0 – Never
7. The institute takes active interest in promoting internship, student exchange, field visit opportunities for students.
 - 4 – Regularly
 - 3 – Often
 - 2 – Sometimes
 - 1 – Rarely
 - 0 – Never

8. The teaching and mentoring process in your institution facilitates you in cognitive, social and emotional growth.

- ~~4~~ – Significantly
- 3 – Very well
- 2 – Moderately
- 1 – Marginally
- 0 – Not at all

9. The institution provides multiple opportunities to learn and grow.

- 4 – Strongly agree
- ~~3~~ – Agree
- 2 – Neutral
- 1 – Disagree
- 0 – Strongly disagree

10. Teachers inform you about your expected competencies, course outcomes and programme outcomes.

- ~~4~~ – Every time
- 3 – Usually
- 2 – Occasionally/Sometimes
- 1 – Rarely
- 0 – Never

11. Your mentor does a necessary follow-up with an assigned task to you.

- ~~4~~ – Every time
- 3 – Usually
- 2 – Occasionally/Sometimes
- 1 – Rarely
- 0 – I don't have a mentor

12. The teachers illustrate the concepts through examples and applications.

- 4 – Every time
- ~~3~~ – Usually
- 2 – Occasionally/Sometimes
- 1 – Rarely
- 0 – Never

13. The teachers identify your strengths and encourage you with providing right level of challenges.

- 4 – Fully
- ~~3~~ – Reasonably
- 2 – Partially
- 1 – Slightly
- 0 – Unable to

14. Teachers are able to identify your weaknesses and help you to overcome them.

- ~~4~~ – Every time
- 3 – Usually
- 2 – Occasionally/Sometimes
- 1 – Rarely
- 0 – Never

15. The institution makes effort to engage students in the monitoring, review and continuous quality improvement of the teaching learning process.

- ~~4~~ – Strongly agree
- 3 – Agree
- 2 – Neutral
- 1 – Disagree
- 0 – Strongly disagree

16. The institute/ teachers use student centric methods, such as experiential learning, participative learning and problem solving methodologies for enhancing learning experiences.

- 4 – To a great extent
- ~~3~~ – Moderate
- 2 – Some what
- 1 – Very little
- 0 – Not at all

17. Teachers encourage you to participate in extracurricular activities.

- ~~4~~ – Strongly agree
- 3 – Agree
- 2 – Neutral
- 1 – Disagree
- 0 – Strongly disagree

18. Efforts are made by the institute/ teachers to inculcate soft skills, life skills and employability skills to make you ready for the world of work.

- 4 – To a great extent
- ~~3~~ – Moderate
- 2 – Some what
- 1 – Very little
- 0 – Not at all

19. What percentage of teachers use ICT tools such as LCD projector, Multimedia, etc. while teaching.

- ~~4~~ – Above 90%
- 3 – 70 – 89%
- 2 – 50 – 69%
- 1 – 30 – 49%

20. The overall quality of teaching-learning process in your institute is very good.

- 4 – Strongly agree
- ~~3~~ – Agree
- 2 – Neutral
- 1 – Disagree
- 0 – Strongly disagree

21. Give three observation / suggestions to improve the overall teaching – learning experience in your institution.

- a)
- b)
- c)



Nimra College of Pharmacy

Estd By : Nimra Educational Society (A Muslim Minority Society)
Approved by Pharmacy Council of India (PCI), New Delhi.
Affiliated to JNTU, Kakinada, Permitted by Govt. of A.P.
E-mail : principalncp@yahoo.in Website : www.nimra.in



Student Satisfaction Survey

Key Indicator - 2.7.1

Under Criterion II of Teaching – Learning and Evaluation

Guidelines for Students

NAAC (National Assessment and accreditation council) is conducting a Student Satisfaction Survey regarding Teaching – Learning and Evaluation, which will help to upgrade the quality in higher education. A student will have to respond to all the questions given in the following format with her/his sincere effort and thought. Her/his identity will not be revealed.

A) Please confirm this is the first and only time you answer this survey.

a) Yes b) No

B) Age: 19

C) College Name: Nimra college of pharmacy

D) Gender: a) Female b) Male c) Transgender

E) What degree program are you pursuing now?

a) Bachelor's b) Master's c) MPhil
d) Doctorate e) Other ()

F) What subject area are you currently pursuing?

a) Arts b) Commerce c) Science
d) Professional e) Other: () B. pharmacy

Instructions to fill the questionnaire

- All questions should be compulsorily attempted.
- Each question has five responses, choose the most appropriate one.
- The response to the qualitative question no. 21 is student's opportunity to give suggestions or improvements; she/he can also mention weaknesses of the institute here. (Kindly restrict your response to teaching learning process only)

Criterion II – Teaching–Learning and Evaluation
Student Satisfaction Survey on Teaching Learning Process

Following are questions for online student satisfaction survey regarding teaching learning process.

1. How much of the syllabus was covered in the class?
 - 4 – 85 to 100%
 - 3 – 70 to 84%
 - 2 – 55 to 69%
 - 1 – 30 to 54%
 - 0 – Below 30%
2. How well did the teachers prepare for the classes?
 - 4 – Thoroughly
 - 3 – Satisfactorily
 - 2 – Poorly
 - 1 – Indifferently
 - 0 – Won't teach at all
3. How well were the teachers able to communicate?
 - 4 – Always effective
 - 3 – Sometimes effective
 - 2 – Just satisfactorily
 - 1 – Generally ineffective
 - 0 – Very poor communication
4. The teacher's approach to teaching can best be described as
 - 4 – Excellent
 - 3 – Very good
 - 2 – Good
 - 1 – Fair
 - 0 – Poor
5. Fairness of the internal evaluation process by the teachers.
 - 4 – Always fair
 - 3 – Usually fair
 - 2 – Sometimes unfair
 - 1 – Usually unfair
 - 0 – Unfair
6. Was your performance in assignments discussed with you?
 - 4 – Every time
 - 3 – Usually
 - 2 – Occasionally/Sometimes
 - 1 – Rarely
 - 0 – Never
7. The institute takes active interest in promoting internship, student exchange, field visit opportunities for students.
 - 4 – Regularly
 - 3 – Often
 - 2 – Sometimes
 - 1 – Rarely
 - 0 – Never

8. The teaching and mentoring process in your institution facilitates you in cognitive, social and emotional growth.

- 4 – Significantly
- 3 – Very well
- 2 – Moderately
- 1 – Marginally
- 0 – Not at all

9. The institution provides multiple opportunities to learn and grow.

- 4 – Strongly agree
- 3 – Agree
- 2 – Neutral
- 1 – Disagree
- 0 – Strongly disagree

10. Teachers inform you about your expected competencies, course outcomes and programme outcomes.

- 4 – Every time
- 3 – Usually
- 2 – Occasionally/Sometimes
- 1 – Rarely
- 0 – Never

11. Your mentor does a necessary follow-up with an assigned task to you.

- 4 – Every time
- 3 – Usually
- 2 – Occasionally/Sometimes
- 1 – Rarely
- 0 – I don't have a mentor

12. The teachers illustrate the concepts through examples and applications.

- 4 – Every time
- 3 – Usually
- 2 – Occasionally/Sometimes
- 1 – Rarely
- 0 – Never

13. The teachers identify your strengths and encourage you with providing right level of challenges.

- 4 – Fully
- 3 – Reasonably
- 2 – Partially
- 1 – Slightly
- 0 – Unable to

14. Teachers are able to identify your weaknesses and help you to overcome them.

- 4 – Every time
- 3 – Usually
- 2 – Occasionally/Sometimes
- 1 – Rarely
- 0 – Never

15. The institution makes effort to engage students in the monitoring, review and continuous quality improvement of the teaching learning process.

- 4 – Strongly agree
- 3 – Agree
- 2 – Neutral
- 1 – Disagree
- 0 – Strongly disagree

16. The institute/ teachers use student centric methods, such as experiential learning, participative learning and problem solving methodologies for enhancing learning experiences.

- 4 – To a great extent
- 3 – Moderate
- 2 – Some what
- 1 – Very little
- 0 – Not at all

17. Teachers encourage you to participate in extracurricular activities.

- 4 – Strongly agree
- 3 – Agree
- 2 – Neutral
- 1 – Disagree
- 0 – Strongly disagree

18. Efforts are made by the institute/ teachers to inculcate soft skills, life skills and employability skills to make you ready for the world of work.

- 4 – To a great extent
- 3 – Moderate
- 2 – Some what
- 1 – Very little
- 0 – Not at all

19. What percentage of teachers use ICT tools such as LCD projector, Multimedia, etc. while teaching.

- 4 – Above 90%
- 3 – 70 – 89%
- 2 – 50 – 69%
- 1 – 30 – 49%

20. The overall quality of teaching-learning process in your institute is very good.

- 4 – Strongly agree
- 3 – Agree
- 2 – Neutral
- 1 – Disagree
- 0 – Strongly disagree

21. Give three observation / suggestions to improve the overall teaching – learning experience in your institution.

- a)
- b)
- c)



Nimra College of Pharmacy

Estd By : Nimra Educational Society (A Muslim Minority Society)
Approved by Pharmacy Council of India (PCI), New Delhi.
Affiliated to JNTU, Kakinada, Permitted by Govt. of A.P.
E-mail : principalncp@yahoo.in Website : www.nimra.in



Student Satisfaction Survey

Key Indicator - 2.7.1

Under Criterion II of Teaching – Learning and Evaluation

Guidelines for Students

NAAC (National Assessment and accreditation council) is conducting a Student Satisfaction Survey regarding Teaching – Learning and Evaluation, which will help to upgrade the quality in higher education. A student will have to respond to all the questions given in the following format with her/his sincere effort and thought. Her/his identity will not be revealed.

A) Please confirm this is the first and only time you answer this survey.

a) Yes b) No

B) Age: 19

C) College Name: Nimra college of pharmacy

D) Gender: a) Female b) Male c) Transgender

E) What degree program are you pursuing now?

a) Bachelor's b) Master's c) MPhil
d) Doctorate e) Other ()

F) What subject area are you currently pursuing?

a) Arts b) Commerce c) Science
d) Professional e) Other: (B.pharmacy

Instructions to fill the questionnaire

- All questions should be compulsorily attempted.
- Each question has five responses, choose the most appropriate one.
- The response to the qualitative question no. 21 is student's opportunity to give suggestions or improvements; she/he can also mention weaknesses of the institute here. (Kindly restrict your response to teaching learning process only)

Criterion II – Teaching–Learning and Evaluation
Student Satisfaction Survey on Teaching Learning Process

Following are questions for online student satisfaction survey regarding teaching learning process.

1. How much of the syllabus was covered in the class?
 - 4 – 85 to 100%
 - 3 – 70 to 84% ✓
 - 2 – 55 to 69%
 - 1 – 30 to 54%
 - 0 – Below 30%
2. How well did the teachers prepare for the classes?
 - ✓ 4 – Thoroughly
 - 3 – Satisfactorily
 - 2 – Poorly
 - 1 – Indifferently
 - 0 – Won't teach at all
3. How well were the teachers able to communicate?
 - 4 – Always effective
 - 3 – Sometimes effective ✓
 - 2 – Just satisfactorily
 - 1 – Generally ineffective
 - 0 – Very poor communication
4. The teacher's approach to teaching can best be described as
 - 4 – Excellent ✓
 - 3 – Very good
 - 2 – Good
 - 1 – Fair
 - 0 – Poor
5. Fairness of the internal evaluation process by the teachers.
 - 4 – Always fair ✓
 - 3 – Usually fair
 - 2 – Sometimes unfair
 - 1 – Usually unfair
 - 0 – Unfair
6. Was your performance in assignments discussed with you?
 - 4 – Every time
 - 3 – Usually ✓
 - 2 – Occasionally/Sometimes
 - 1 – Rarely
 - 0 – Never
7. The institute takes active interest in promoting internship, student exchange, field visit opportunities for students.
 - 4 – Regularly ✓
 - 3 – Often
 - 2 – Sometimes
 - 1 – Rarely
 - 0 – Never

8. The teaching and mentoring process in your institution facilitates you in cognitive, social and emotional growth.

- 4 – Significantly
- 3 – Very well ✓
- 2 – Moderately
- 1 – Marginally
- 0 – Not at all

9. The institution provides multiple opportunities to learn and grow.

- 4 – Strongly agree ✓
- 3 – Agree
- 2 – Neutral
- 1 – Disagree
- 0 – Strongly disagree

10. Teachers inform you about your expected competencies, course outcomes and programme outcomes.

- 4 – Every time
- 3 – Usually ✓
- 2 – Occasionally/Sometimes
- 1 – Rarely
- 0 – Never

11. Your mentor does a necessary follow-up with an assigned task to you.

- 4 – Every time ✓
- 3 – Usually
- 2 – Occasionally/Sometimes
- 1 – Rarely
- 0 – I don't have a mentor

12. The teachers illustrate the concepts through examples and applications.

- 4 – Every time
- 3 – Usually ✓
- 2 – Occasionally/Sometimes
- 1 – Rarely
- 0 – Never

13. The teachers identify your strengths and encourage you with providing right level of challenges.

- 4 – Fully ✓
- 3 – Reasonably
- 2 – Partially
- 1 – Slightly
- 0 – Unable to

14. Teachers are able to identify your weaknesses and help you to overcome them.

- 4 – Every time
- 3 – Usually ✓
- 2 – Occasionally/Sometimes
- 1 – Rarely
- 0 – Never

15. The institution makes effort to engage students in the monitoring, review and continuous quality improvement of the teaching learning process.

- 4 – Strongly agree ✓
- 3 – Agree
- 2 – Neutral
- 1 – Disagree
- 0 – Strongly disagree

16. The institute/ teachers use student centric methods, such as experiential learning, participative learning and problem solving methodologies for enhancing learning experiences.

- 4 – To a great extent
- 3 – Moderate ✓
- 2 – Some what
- 1 – Very little
- 0 – Not at all

17. Teachers encourage you to participate in extracurricular activities.

- 4 – Strongly agree ✓
- 3 – Agree
- 2 – Neutral
- 1 – Disagree
- 0 – Strongly disagree

18. Efforts are made by the institute/ teachers to inculcate soft skills, life skills and employability skills to make you ready for the world of work.

- 4 – To a great extent
- 3 – Moderate ✓
- 2 – Some what
- 1 – Very little
- 0 – Not at all

19. What percentage of teachers use ICT tools such as LCD projector, Multimedia, etc. while teaching.

- 4 – Above 90% ✓
- 3 – 70 – 89%
- 2 – 50 – 69%
- 1 – 30 – 49%

20. The overall quality of teaching-learning process in your institute is very good.

- 4 – Strongly agree
- 3 – Agree ✓
- 2 – Neutral
- 1 – Disagree
- 0 – Strongly disagree

21. Give three observation / suggestions to improve the overall teaching – learning experience in your institution.

- a)
- b)
- c)



Nimra College of Pharmacy

Estd By : Nimra Educational Society (A Muslim Minority Society)
Approved by Pharmacy Council of India (PCI), New Delhi.
Affiliated to JNTU, Kakinada, Permitted by Govt. of A.P.
E-mail : principalncp@yahoo.in Website : www.nimra.in



Student Satisfaction Survey

Key Indicator - 2.7.1

Under Criterion II of Teaching – Learning and Evaluation

Guidelines for Students

NAAC (National Assessment and accreditation council) is conducting a Student Satisfaction Survey regarding Teaching – Learning and Evaluation, which will help to upgrade the quality in higher education. A student will have to respond to all the questions given in the following format with her/his sincere effort and thought. Her/his identity will not be revealed.

A) Please confirm this is the first and only time you answer this survey.

a) Yes b) No

B) Age: 19 C) College Name: Nimra college of pharmacy

D) Gender: a) Female b) Male c) Transgender

E) What degree program are you pursuing now?

a) Bachelor's b) Master's c) MPhil
d) Doctorate e) Other ()

F) What subject area are you currently pursuing?

a) Arts b) Commerce c) Science
d) Professional e) Other: (B. pharmacy)

Instructions to fill the questionnaire

- All questions should be compulsorily attempted.
- Each question has five responses, choose the most appropriate one.
- The response to the qualitative question no. 21 is student's opportunity to give suggestions or improvements; she/he can also mention weaknesses of the institute here. (Kindly restrict your response to teaching learning process only)

Criterion II – Teaching–Learning and Evaluation
Student Satisfaction Survey on Teaching Learning Process

Following are questions for online student satisfaction survey regarding teaching learning process.

1. How much of the syllabus was covered in the class?
 - 4 – 85 to 100%
 - 3 – 70 to 84%
 - 2 – 55 to 69%
 - 1 – 30 to 54%
 - 0 – Below 30%
2. How well did the teachers prepare for the classes?
 - 4 – Thoroughly
 - 3 – Satisfactorily
 - 2 – Poorly
 - 1 – Indifferently
 - 0 – Won't teach at all
3. How well were the teachers able to communicate?
 - 4 – Always effective
 - 3 – Sometimes effective
 - 2 – Just satisfactorily
 - 1 – Generally ineffective
 - 0 – Very poor communication
4. The teacher's approach to teaching can best be described as
 - 4 – Excellent
 - 3 – Very good
 - 2 – Good
 - 1 – Fair
 - 0 – Poor
5. Fairness of the internal evaluation process by the teachers.
 - 4 – Always fair
 - 3 – Usually fair
 - 2 – Sometimes unfair
 - 1 – Usually unfair
 - 0 – Unfair
6. Was your performance in assignments discussed with you?
 - 4 – Every time
 - 3 – Usually
 - 2 – Occasionally/Sometimes
 - 1 – Rarely
 - 0 – Never
7. The institute takes active interest in promoting internship, student exchange, field visit opportunities for students.
 - 4 – Regularly
 - 3 – Often
 - 2 – Sometimes
 - 1 – Rarely
 - 0 – Never

8. The teaching and mentoring process in your institution facilitates you in cognitive, social and emotional growth.

- 4 – Significantly
- 3 – Very well
- 2 – Moderately
- 1 – Marginally
- 0 – Not at all

9. The institution provides multiple opportunities to learn and grow.

- 4 – Strongly agree
- 3 – Agree
- 2 – Neutral
- 1 – Disagree
- 0 – Strongly disagree

10. Teachers inform you about your expected competencies, course outcomes and programme outcomes.

- 4 – Every time
- 3 – Usually
- 2 – Occasionally/Sometimes
- 1 – Rarely
- 0 – Never

11. Your mentor does a necessary follow-up with an assigned task to you.

- 4 – Every time
- 3 – Usually
- 2 – Occasionally/Sometimes
- 1 – Rarely
- 0 – I don't have a mentor

12. The teachers illustrate the concepts through examples and applications.

- 4 – Every time
- 3 – Usually
- 2 – Occasionally/Sometimes
- 1 – Rarely
- 0 – Never

13. The teachers identify your strengths and encourage you with providing right level of challenges.

- 4 – Fully
- 3 – Reasonably
- 2 – Partially
- 1 – Slightly
- 0 – Unable to

14. Teachers are able to identify your weaknesses and help you to overcome them.

- 4 – Every time
- 3 – Usually
- 2 – Occasionally/Sometimes
- 1 – Rarely
- 0 – Never

15. The institution makes effort to engage students in the monitoring, review and continuous quality improvement of the teaching learning process.

- 4 – Strongly agree
- 3 – Agree
- 2 – Neutral
- 1 – Disagree
- 0 – Strongly disagree

16. The institute/ teachers use student centric methods, such as experiential learning, participative learning and problem solving methodologies for enhancing learning experiences.

- 4 – To a great extent
- 3 – Moderate
- 2 – Some what
- 1 – Very little
- 0 – Not at all

17. Teachers encourage you to participate in extracurricular activities.

- 4 – Strongly agree
- 3 – Agree
- 2 – Neutral
- 1 – Disagree
- 0 – Strongly disagree

18. Efforts are made by the institute/ teachers to inculcate soft skills, life skills and employability skills to make you ready for the world of work.

- 4 – To a great extent
- 3 – Moderate
- 2 – Some what
- 1 – Very little
- 0 – Not at all

19. What percentage of teachers use ICT tools such as LCD projector, Multimedia, etc. while teaching.

- 4 – Above 90%
- 3 – 70 – 89%
- 2 – 50 – 69%
- 1 – 30 – 49%

20. The overall quality of teaching-learning process in your institute is very good.

- 4 – Strongly agree
- 3 – Agree
- 2 – Neutral
- 1 – Disagree
- 0 – Strongly disagree

21. Give three observation / suggestions to improve the overall teaching – learning experience in your institution.

a)

b)

c)



Nimra College of Pharmacy

Estd By : Nimra Educational Society (A Muslim Minority Society)
Approved by Pharmacy Council of India (PCI), New Delhi.
Affiliated to JNTU, Kakinada, Permitted by Govt. of A.P.
E-mail : principalncp@yahoo.in Website : www.nimra.in



Student Satisfaction Survey

Key Indicator - 2.7.1

Under Criterion II of Teaching – Learning and Evaluation

Guidelines for Students

NAAC (National Assessment and accreditation council) is conducting a Student Satisfaction Survey regarding Teaching – Learning and Evaluation, which will help to upgrade the quality in higher education. A student will have to respond to all the questions given in the following format with her/his sincere effort and thought. Her/his identity will not be revealed.

A) Please confirm this is the first and only time you answer this survey.

a) Yes b) No

B) Age: 21

C) College Name: Nimra College of Pharmacy

D) Gender: a) Female b) Male c) Transgender

E) What degree program are you pursuing now?

a) Bachelor's b) Master's c) MPhil
d) Doctorate e) Other ()

F) What subject area are you currently pursuing?

a) Arts b) Commerce c) Science
d) Professional e) Other: (B-Pharmacy)

Instructions to fill the questionnaire

- All questions should be compulsorily attempted.
- Each question has five responses, choose the most appropriate one.
- The response to the qualitative question no. 21 is student's opportunity to give suggestions or improvements; she/he can also mention weaknesses of the institute here. (Kindly restrict your response to teaching learning process only)

Criterion II – Teaching–Learning and Evaluation
Student Satisfaction Survey on Teaching Learning Process

Following are questions for online student satisfaction survey regarding teaching learning process.

1. How much of the syllabus was covered in the class?
 - 4 – 85 to 100%
 - ~~3~~ – 70 to 84%
 - 2 – 55 to 69%
 - 1 – 30 to 54%
 - 0 – Below 30%
2. How well did the teachers prepare for the classes?
 - ~~4~~ – Thoroughly
 - 3 – Satisfactorily
 - 2 – Poorly
 - 1 – Indifferently
 - 0 – Won't teach at all
3. How well were the teachers able to communicate?
 - ~~4~~ – Always effective
 - 3 – Sometimes effective
 - 2 – Just satisfactorily
 - 1 – Generally ineffective
 - 0 – Very poor communication
4. The teacher's approach to teaching can best be described as
 - 4 – Excellent
 - ~~3~~ – Very good
 - 2 – Good
 - 1 – Fair
 - 0 – Poor
5. Fairness of the internal evaluation process by the teachers.
 - 4 – Always fair
 - ~~3~~ – Usually fair
 - 2 – Sometimes unfair
 - 1 – Usually unfair
 - 0 – Unfair
6. Was your performance in assignments discussed with you?
 - ~~4~~ – Every time
 - 3 – Usually
 - 2 – Occasionally/Sometimes
 - 1 – Rarely
 - 0 – Never
7. The institute takes active interest in promoting internship, student exchange, field visit opportunities for students.
 - ~~4~~ – Regularly
 - 3 – Often
 - 2 – Sometimes
 - 1 – Rarely
 - 0 – Never

8. The teaching and mentoring process in your institution facilitates you in cognitive, social and emotional growth.

4 – Significantly

~~3~~ – Very well

2 – Moderately

1 – Marginally

0 – Not at all

9. The institution provides multiple opportunities to learn and grow.

4 – Strongly agree

~~3~~ – Agree

2 – Neutral

1 – Disagree

0 – Strongly disagree

10. Teachers inform you about your expected competencies, course outcomes and programme outcomes.

4 – Every time

~~3~~ – Usually

2 – Occasionally/Sometimes

1 – Rarely

0 – Never

11. Your mentor does a necessary follow-up with an assigned task to you.

4 – Every time

~~3~~ – Usually

2 – Occasionally/Sometimes

1 – Rarely

0 – I don't have a mentor

12. The teachers illustrate the concepts through examples and applications.

~~4~~ – Every time

3 – Usually

2 – Occasionally/Sometimes

1 – Rarely

0 – Never

13. The teachers identify your strengths and encourage you with providing right level of challenges.

4 – Fully

~~3~~ – Reasonably

2 – Partially

1 – Slightly

0 – Unable to

14. Teachers are able to identify your weaknesses and help you to overcome them.

~~4~~ – Every time

3 – Usually

2 – Occasionally/Sometimes

1 – Rarely

0 – Never

15. The institution makes effort to engage students in the monitoring, review and continuous quality improvement of the teaching learning process.

- ~~4~~ – Strongly agree
- 3 – Agree
- 2 – Neutral
- 1 – Disagree
- 0 – Strongly disagree

16. The institute/ teachers use student centric methods, such as experiential learning, participative learning and problem solving methodologies for enhancing learning experiences.

- ~~4~~ – To a great extent
- 3 – Moderate
- 2 – Some what
- 1 – Very little
- 0 – Not at all

17. Teachers encourage you to participate in extracurricular activities.

- 4 – Strongly agree
- ~~3~~ – Agree
- 2 – Neutral
- 1 – Disagree
- 0 – Strongly disagree

18. Efforts are made by the institute/ teachers to inculcate soft skills, life skills and employability skills to make you ready for the world of work.

- ~~4~~ – To a great extent
- 3 – Moderate
- 2 – Some what
- 1 – Very little
- 0 – Not at all

19. What percentage of teachers use ICT tools such as LCD projector, Multimedia, etc. while teaching.

- ~~4~~ – Above 90%
- 3 – 70 – 89%
- 2 – 50 – 69%
- 1 – 30 – 49%

20. The overall quality of teaching-learning process in your institute is very good.

- 4 – Strongly agree
- ~~3~~ – Agree
- 2 – Neutral
- 1 – Disagree
- 0 – Strongly disagree

21. Give three observation / suggestions to improve the overall teaching – learning experience in your institution.

- a)
- b)
- c)



Nimra College of Pharmacy

Estd By : Nimra Educational Society (A Muslim Minority Society)
Approved by Pharmacy Council of India (PCI), New Delhi.
Affiliated to JNTU, Kakinada, Permitted by Govt. of A.P.
E-mail : principalncp@yahoo.in Website : www.nimra.in



Student Satisfaction Survey

Key Indicator - 2.7.1

Under Criterion II of Teaching – Learning and Evaluation

Guidelines for Students

NAAC (National Assessment and accreditation council) is conducting a Student Satisfaction Survey regarding Teaching – Learning and Evaluation, which will help to upgrade the quality in higher education. A student will have to respond to all the questions given in the following format with her/his sincere effort and thought. Her/his identity will not be revealed.

A) Please confirm this is the first and only time you answer this survey.

a) Yes b) No

B) Age: 18

C) College Name: Nimra college of pharmacy

D) Gender: a) Female b) Male c) Transgender

E) What degree program are you pursuing now?

a) Bachelor's b) Master's c) MPhil
d) Doctorate e) Other ()

F) What subject area are you currently pursuing?

a) Arts b) Commerce c) Science
d) Professional e) Other: (B-pharmacy)

Instructions to fill the questionnaire

- All questions should be compulsorily attempted.
- Each question has five responses, choose the most appropriate one.
- The response to the qualitative question no. 21 is student's opportunity to give suggestions or improvements; she/he can also mention weaknesses of the institute here. (Kindly restrict your response to teaching learning process only)

Criterion II – Teaching–Learning and Evaluation
Student Satisfaction Survey on Teaching Learning Process

Following are questions for online student satisfaction survey regarding teaching learning process.

1. How much of the syllabus was covered in the class?
 - 4 – 85 to 100%
 - 3 – 70 to 84%
 - 2 – 55 to 69%
 - 1 – 30 to 54%
 - 0 – Below 30%
2. How well did the teachers prepare for the classes?
 - 4 – Thoroughly
 - 3 – Satisfactorily
 - 2 – Poorly
 - 1 – Indifferently
 - 0 – Won't teach at all
3. How well were the teachers able to communicate?
 - 4 – Always effective
 - 3 – Sometimes effective
 - 2 – Just satisfactorily
 - 1 – Generally ineffective
 - 0 – Very poor communication
4. The teacher's approach to teaching can best be described as
 - 4 – Excellent
 - 3 – Very good
 - 2 – Good
 - 1 – Fair
 - 0 – Poor
5. Fairness of the internal evaluation process by the teachers.
 - 4 – Always fair
 - 3 – Usually fair
 - 2 – Sometimes unfair
 - 1 – Usually unfair
 - 0 – Unfair
6. Was your performance in assignments discussed with you?
 - 4 – Every time
 - 3 – Usually
 - 2 – Occasionally/Sometimes
 - 1 – Rarely
 - 0 – Never
7. The institute takes active interest in promoting internship, student exchange, field visit opportunities for students.
 - 4 – Regularly
 - 3 – Often
 - 2 – Sometimes
 - 1 – Rarely
 - 0 – Never

8. The teaching and mentoring process in your institution facilitates you in cognitive, social and emotional growth.

- 4 – Significantly
- 3 – Very well
- 2 – Moderately
- 1 – Marginally
- 0 – Not at all

9. The institution provides multiple opportunities to learn and grow.

- 4 – Strongly agree
- 3 – Agree
- 2 – Neutral
- 1 – Disagree
- 0 – Strongly disagree

10. Teachers inform you about your expected competencies, course outcomes and programme outcomes.

- 4 – Every time
- 3 – Usually
- 2 – Occasionally/Sometimes
- 1 – Rarely
- 0 – Never

11. Your mentor does a necessary follow-up with an assigned task to you.

- 4 – Every time
- 3 – Usually
- 2 – Occasionally/Sometimes
- 1 – Rarely
- 0 – I don't have a mentor

12. The teachers illustrate the concepts through examples and applications.

- 4 – Every time
- 3 – Usually
- 2 – Occasionally/Sometimes
- 1 – Rarely
- 0 – Never

13. The teachers identify your strengths and encourage you with providing right level of challenges.

- 4 – Fully
- 3 – Reasonably
- 2 – Partially
- 1 – Slightly
- 0 – Unable to

14. Teachers are able to identify your weaknesses and help you to overcome them.

- 4 – Every time
- 3 – Usually
- 2 – Occasionally/Sometimes
- 1 – Rarely
- 0 – Never

15. The institution makes effort to engage students in the monitoring, review and continuous quality improvement of the teaching learning process.

- 4 – Strongly agree
- 3 – Agree
- 2 – Neutral
- 1 – Disagree
- 0 – Strongly disagree

16. The institute/ teachers use student centric methods, such as experiential learning, participative learning and problem solving methodologies for enhancing learning experiences.

- 4 – To a great extent
- 3 – Moderate
- 2 – Some what
- 1 – Very little
- 0 – Not at all

17. Teachers encourage you to participate in extracurricular activities.

- 4 – Strongly agree
- 3 – Agree
- 2 – Neutral
- 1 – Disagree
- 0 – Strongly disagree

18. Efforts are made by the institute/ teachers to inculcate soft skills, life skills and employability skills to make you ready for the world of work.

- 4 – To a great extent
- 3 – Moderate
- 2 – Some what
- 1 – Very little
- 0 – Not at all

19. What percentage of teachers use ICT tools such as LCD projector, Multimedia, etc. while teaching.

- 4 – Above 90%
- 3 – 70 – 89%
- 2 – 50 – 69%
- 1 – 30 – 49%

20. The overall quality of teaching-learning process in your institute is very good.

- 4 – Strongly agree
- 3 – Agree
- 2 – Neutral
- 1 – Disagree
- 0 – Strongly disagree

21. Give three observation / suggestions to improve the overall teaching – learning experience in your institution.

- a)
- b)
- c)



Nimra College of Pharmacy

Estd By : Nimra Educational Society (A Muslim Minority Society)
Approved by Pharmacy Council of India (PCI), New Delhi.
Affiliated to JNTU, Kakinada, Permitted by Govt. of A.P.
E-mail : principalncp@yahoo.in Website : www.nimra.in



Student Satisfaction Survey

Key Indicator - 2.7.1

Under Criterion II of Teaching – Learning and Evaluation

Guidelines for Students

NAAC (National Assessment and accreditation council) is conducting a Student Satisfaction Survey regarding Teaching – Learning and Evaluation, which will help to upgrade the quality in higher education. A student will have to respond to all the questions given in the following format with her/his sincere effort and thought. Her/his identity will not be revealed.

A) Please confirm this is the first and only time you answer this survey.

a) Yes b) No

B) Age: 21

C) College Name: Nimra College of Pharmacy

D) Gender: a) Female b) Male c) Transgender

E) What degree program are you pursuing now?

a) Bachelor's b) Master's c) MPhil
d) Doctorate e) Other ()

F) What subject area are you currently pursuing?

a) Arts b) Commerce c) Science
d) Professional e) Other: () B.Pharmacy

Instructions to fill the questionnaire

- All questions should be compulsorily attempted.
- Each question has five responses, choose the most appropriate one.
- The response to the qualitative question no. 21 is student's opportunity to give suggestions or improvements; she/he can also mention weaknesses of the institute here. (Kindly restrict your response to teaching learning process only)

Criterion II – Teaching–Learning and Evaluation
Student Satisfaction Survey on Teaching Learning Process

Following are questions for online student satisfaction survey regarding teaching learning process.

1. How much of the syllabus was covered in the class?

- 4 – 85 to 100%
- 3 – 70 to 84%
- 2 – 55 to 69%
- 1 – 30 to 54%
- 0 – Below 30%

2. How well did the teachers prepare for the classes?

- 4 – Thoroughly
- 3 – Satisfactorily
- 2 – Poorly
- 1 – Indifferently
- 0 – Won't teach at all

3. How well were the teachers able to communicate?

- 4 – Always effective
- 3 – Sometimes effective
- 2 – Just satisfactorily
- 1 – Generally ineffective
- 0 – Very poor communication

4. The teacher's approach to teaching can best be described as

- 4 – Excellent
- 3 – Very good
- 2 – Good
- 1 – Fair
- 0 – Poor

5. Fairness of the internal evaluation process by the teachers.

- 4 – Always fair
- 3 – Usually fair
- 2 – Sometimes unfair
- 1 – Usually unfair
- 0 – Unfair

6. Was your performance in assignments discussed with you?

- 4 – Every time
- 3 – Usually
- 2 – Occasionally/Sometimes
- 1 – Rarely
- 0 – Never

7. The institute takes active interest in promoting internship, student exchange, field visit opportunities for students.

- 4 – Regularly
- 3 – Often
- 2 – Sometimes
- 1 – Rarely
- 0 – Never

8. The teaching and mentoring process in your institution facilitates you in cognitive, social and emotional growth.

- 4 – Significantly
- 3 – Very well
- 2 – Moderately
- 1 – Marginally
- 0 – Not at all

9. The institution provides multiple opportunities to learn and grow.

- 4 – Strongly agree
- 3 – Agree
- 2 – Neutral
- 1 – Disagree
- 0 – Strongly disagree

10. Teachers inform you about your expected competencies, course outcomes and programme outcomes.

- 4 – Every time
- 3 – Usually
- 2 – Occasionally/Sometimes
- 1 – Rarely
- 0 – Never

11. Your mentor does a necessary follow-up with an assigned task to you.

- 4 – Every time
- 3 – Usually
- 2 – Occasionally/Sometimes
- 1 – Rarely
- 0 – I don't have a mentor

12. The teachers illustrate the concepts through examples and applications.

- 4 – Every time
- 3 – Usually
- 2 – Occasionally/Sometimes
- 1 – Rarely
- 0 – Never

13. The teachers identify your strengths and encourage you with providing right level of challenges.

- 4 – Fully
- 3 – Reasonably
- 2 – Partially
- 1 – Slightly
- 0 – Unable to

14. Teachers are able to identify your weaknesses and help you to overcome them.

- 4 – Every time
- 3 – Usually
- 2 – Occasionally/Sometimes
- 1 – Rarely
- 0 – Never

15. The institution makes effort to engage students in the monitoring, review and continuous quality improvement of the teaching learning process.

- 4 – Strongly agree
- 3 – Agree
- 2 – Neutral
- 1 – Disagree
- 0 – Strongly disagree

16. The institute/ teachers use student centric methods, such as experiential learning, participative learning and problem solving methodologies for enhancing learning experiences.

- 4 – To a great extent
- 3 – Moderate
- 2 – Some what
- 1 – Very little
- 0 – Not at all

17. Teachers encourage you to participate in extracurricular activities.

- 4 – Strongly agree
- 3 – Agree
- 2 – Neutral
- 1 – Disagree
- 0 – Strongly disagree

18. Efforts are made by the institute/ teachers to inculcate soft skills, life skills and employability skills to make you ready for the world of work.

- 4 – To a great extent
- 3 – Moderate
- 2 – Some what
- 1 – Very little
- 0 – Not at all

19. What percentage of teachers use ICT tools such as LCD projector, Multimedia, etc. while teaching.


- 4 – Above 90%
- 3 – 70 – 89%
- 2 – 50 – 69%
- 1 – 30 – 49%

20. The overall quality of teaching-learning process in your institute is very good.

- 4 – Strongly agree
- 3 – Agree
- 2 – Neutral
- 1 – Disagree
- 0 – Strongly disagree

21. Give three observation / suggestions to improve the overall teaching – learning experience in your institution.

- a) Make teaching in two way 'interact'.
- b) Try to reach every student & ask for doubts.
- c) Maintain Note of the Phases of the chapters.



Nimra College of Pharmacy

Estd By : Nimra Educational Society (A Muslim Minority Society)
Approved by Pharmacy Council of India (PCI), New Delhi.
Affiliated to JNTU, Kakinada, Permitted by Govt. of A.P.
E-mail : principalncp@yahoo.in Website : www.nimra.in



Student Satisfaction Survey

Key Indicator - 2.7.1

Under Criterion II of Teaching – Learning and Evaluation

Guidelines for Students

NAAC (National Assessment and accreditation council) is conducting a Student Satisfaction Survey regarding Teaching – Learning and Evaluation, which will help to upgrade the quality in higher education. A student will have to respond to all the questions given in the following format with her/his sincere effort and thought. Her/his identity will not be revealed.

A) Please confirm this is the first and only time you answer this survey.

a) Yes

b) No

B) Age: 21

C) College Name: Nimra College of Pharmacy

D) Gender:

a) Female

b) Male

c) Transgender

E) What degree program are you pursuing now?

a) Bachelor's

b) Master's

c) MPhil

d) Doctorate

e) Other ()

F) What subject area are you currently pursuing?

a) Arts

b) Commerce

c) Science

d) Professional

e) Other: (

) BPharmacy

Instructions to fill the questionnaire

- All questions should be compulsorily attempted.
- Each question has five responses, choose the most appropriate one.
- The response to the qualitative question no. 21 is student's opportunity to give suggestions or improvements; she/he can also mention weaknesses of the institute here. (Kindly restrict your response to teaching learning process only)

Criterion II – Teaching–Learning and Evaluation
Student Satisfaction Survey on Teaching Learning Process

Following are questions for online student satisfaction survey regarding teaching learning process.

1. How much of the syllabus was covered in the class?
 - 4 – 85 to 100%
 - 3 – 70 to 84%
 - 2 – 55 to 69%
 - 1 – 30 to 54%
 - 0 – Below 30%
2. How well did the teachers prepare for the classes?
 - 4 – Thoroughly
 - 3 – Satisfactorily
 - 2 – Poorly
 - 1 – Indifferently
 - 0 – Won't teach at all
3. How well were the teachers able to communicate?
 - 4 – Always effective
 - 3 – Sometimes effective
 - 2 – Just satisfactorily
 - 1 – Generally ineffective
 - 0 – Very poor communication
4. The teacher's approach to teaching can best be described as
 - 4 – Excellent
 - 3 – Very good
 - 2 – Good
 - 1 – Fair
 - 0 – Poor
5. Fairness of the internal evaluation process by the teachers.
 - 4 – Always fair
 - 3 – Usually fair
 - 2 – Sometimes unfair
 - 1 – Usually unfair
 - 0 – Unfair
6. Was your performance in assignments discussed with you?
 - 4 – Every time
 - 3 – Usually
 - 2 – Occasionally/Sometimes
 - 1 – Rarely
 - 0 – Never
7. The institute takes active interest in promoting internship, student exchange, field visit opportunities for students.
 - 4 – Regularly
 - 3 – Often
 - 2 – Sometimes
 - 1 – Rarely
 - 0 – Never

8. The teaching and mentoring process in your institution facilitates you in cognitive, social and emotional growth.

- 4 – Significantly
- 3 – Very well
- 2 – Moderately
- 1 – Marginally
- 0 – Not at all

9. The institution provides multiple opportunities to learn and grow.

- 4 – Strongly agree
- 3 – Agree
- 2 – Neutral
- 1 – Disagree
- 0 – Strongly disagree

10. Teachers inform you about your expected competencies, course outcomes and programme outcomes.

- 4 – Every time
- 3 – Usually
- 2 – Occasionally/Sometimes
- 1 – Rarely
- 0 – Never

11. Your mentor does a necessary follow-up with an assigned task to you.

- 4 – Every time
- 3 – Usually
- 2 – Occasionally/Sometimes
- 1 – Rarely
- 0 – I don't have a mentor

12. The teachers illustrate the concepts through examples and applications.

- 4 – Every time
- 3 – Usually
- 2 – Occasionally/Sometimes
- 1 – Rarely
- 0 – Never

13. The teachers identify your strengths and encourage you with providing right level of challenges.

- 4 – Fully
- 3 – Reasonably
- 2 – Partially
- 1 – Slightly
- 0 – Unable to

14. Teachers are able to identify your weaknesses and help you to overcome them.

- 4 – Every time
- 3 – Usually
- 2 – Occasionally/Sometimes
- 1 – Rarely
- 0 – Never

15. The institution makes effort to engage students in the monitoring, review and continuous quality improvement of the teaching learning process.

- 4 – Strongly agree
- 3 – Agree
- 2 – Neutral
- 1 – Disagree
- 0 – Strongly disagree

16. The institute/ teachers use student centric methods, such as experiential learning, participative learning and problem solving methodologies for enhancing learning experiences.

- 4 – To a great extent
- 3 – Moderate
- 2 – Some what
- 1 – Very little
- 0 – Not at all

17. Teachers encourage you to participate in extracurricular activities.

- 4 – Strongly agree
- 3 – Agree
- 2 – Neutral
- 1 – Disagree
- 0 – Strongly disagree

18. Efforts are made by the institute/ teachers to inculcate soft skills, life skills and employability skills to make you ready for the world of work.

- 4 – To a great extent
- 3 – Moderate
- 2 – Some what
- 1 – Very little
- 0 – Not at all

19. What percentage of teachers use ICT tools such as LCD projector, Multimedia, etc. while teaching.


- 4 – Above 90%
- 3 – 70 – 89%
- 2 – 50 – 69%
- 1 – 30 – 49%

20. The overall quality of teaching-learning process in your institute is very good.

- 4 – Strongly agree
- 3 – Agree
- 2 – Neutral
- 1 – Disagree
- 0 – Strongly disagree

21. Give three observation / suggestions to improve the overall teaching – learning experience in your institution.

- a) Prioritize Student relationship.
- b) Empower parents to be your ally.
- c) Ensure your Curriculum Knowledge.



Nimra College of Pharmacy

Estd By : Nimra Educational Society (A Muslim Minority Society)
Approved by Pharmacy Council of India (PCI), New Delhi.
Affiliated to JNTU, Kakinada, Permitted by Govt. of A.P.
E-mail : principalncp@yahoo.in Website : www.nimra.in



Student Satisfaction Survey

Key Indicator - 2.7.1

Under Criterion II of Teaching – Learning and Evaluation

Guidelines for Students

NAAC (National Assessment and accreditation council) is conducting a Student Satisfaction Survey regarding Teaching – Learning and Evaluation, which will help to upgrade the quality in higher education. A student will have to respond to all the questions given in the following format with her/his sincere effort and thought. Her/his identity will not be revealed.

A) Please confirm this is the first and only time you answer this survey.

a) Yes b) No

B) Age: 24

C) College Name: NIMRA COLLEGE OF PHARMACY

D) Gender: a) Female b) Male c) Transgender

E) What degree program are you pursuing now?

a) Bachelor's b) Master's c) MPhil
d) Doctorate e) Other (pharm-D)

F) What subject area are you currently pursuing?

a) Arts b) Commerce c) Science
d) Professional e) Other: ()

Instructions to fill the questionnaire

- All questions should be compulsorily attempted.
- Each question has five responses, choose the most appropriate one.
- The response to the qualitative question no. 21 is student's opportunity to give suggestions or improvements; she/he can also mention weaknesses of the institute here. (Kindly restrict your response to teaching learning process only)

Criterion II – Teaching–Learning and Evaluation
Student Satisfaction Survey on Teaching Learning Process

Following are questions for online student satisfaction survey regarding teaching learning process.

1. How much of the syllabus was covered in the class?
 - 4 – 85 to 100%
 - 3 – 70 to 84%
 - ~~2~~ – 55 to 69%
 - 1 – 30 to 54%
 - 0 – Below 30%
2. How well did the teachers prepare for the classes?
 - ~~4~~ – Thoroughly
 - 3 – Satisfactorily
 - 2 – Poorly
 - 1 – Indifferently
 - 0 – Won't teach at all
3. How well were the teachers able to communicate?
 - ~~4~~ – Always effective
 - 3 – Sometimes effective
 - 2 – Just satisfactorily
 - 1 – Generally ineffective
 - 0 – Very poor communication
4. The teacher's approach to teaching can best be described as
 - 4 – Excellent
 - ~~3~~ – Very good
 - 2 – Good
 - 1 – Fair
 - 0 – Poor
5. Fairness of the internal evaluation process by the teachers.
 - ~~4~~ – Always fair
 - 3 – Usually fair
 - 2 – Sometimes unfair
 - 1 – Usually unfair
 - 0 – Unfair
6. Was your performance in assignments discussed with you?
 - ~~4~~ – Every time
 - 3 – Usually
 - 2 – Occasionally/Sometimes
 - 1 – Rarely
 - 0 – Never
7. The institute takes active interest in promoting internship, student exchange, field visit opportunities for students.
 - ~~4~~ – Regularly
 - 3 – Often
 - 2 – Sometimes
 - 1 – Rarely
 - 0 – Never

8. The teaching and mentoring process in your institution facilitates you in cognitive, social and emotional growth.

- 4 – Significantly
- 3 – Very well
- 2 – Moderately
- 1 – Marginally
- 0 – Not at all

9. The institution provides multiple opportunities to learn and grow.

- 4 – Strongly agree
- 3 – Agree
- 2 – Neutral
- 1 – Disagree
- 0 – Strongly disagree

10. Teachers inform you about your expected competencies, course outcomes and programme outcomes.

- 4 – Every time
- 3 – Usually
- 2 – Occasionally/Sometimes
- 1 – Rarely
- 0 – Never

11. Your mentor does a necessary follow-up with an assigned task to you.

- 4 – Every time
- 3 – Usually
- 2 – Occasionally/Sometimes
- 1 – Rarely
- 0 – I don't have a mentor

12. The teachers illustrate the concepts through examples and applications.

- 4 – Every time
- 3 – Usually
- 2 – Occasionally/Sometimes
- 1 – Rarely
- 0 – Never

13. The teachers identify your strengths and encourage you with providing right level of challenges.

- 4 – Fully
- 3 – Reasonably
- 2 – Partially
- 1 – Slightly
- 0 – Unable to

14. Teachers are able to identify your weaknesses and help you to overcome them.

- 4 – Every time
- 3 – Usually
- 2 – Occasionally/Sometimes
- 1 – Rarely
- 0 – Never

15. The institution makes effort to engage students in the monitoring, review and continuous quality improvement of the teaching learning process.

- ~~4~~ – Strongly agree
- 3 – Agree
- 2 – Neutral
- 1 – Disagree
- 0 – Strongly disagree

16. The institute/ teachers use student centric methods, such as experiential learning, participative learning and problem solving methodologies for enhancing learning experiences.

- 4 – To a great extent
- ~~3~~ – Moderate
- 2 – Some what
- 1 – Very little
- 0 – Not at all

17. Teachers encourage you to participate in extracurricular activities.

- 4 – Strongly agree
- ~~3~~ – Agree
- 2 – Neutral
- 1 – Disagree
- 0 – Strongly disagree

18. Efforts are made by the institute/ teachers to inculcate soft skills, life skills and employability skills to make you ready for the world of work.

- 4 – To a great extent
- ~~3~~ – Moderate
- 2 – Some what
- 1 – Very little
- 0 – Not at all

19. What percentage of teachers use ICT tools such as LCD projector, Multimedia, etc. while teaching.

- ~~4~~ – Above 90%
- 3 – 70 – 89%
- 2 – 50 – 69%
- 1 – 30 – 49%

20. The overall quality of teaching-learning process in your institute is very good.

- ~~4~~ – Strongly agree
- 3 – Agree
- 2 – Neutral
- 1 – Disagree
- 0 – Strongly disagree

21. Give three observation / suggestions to improve the overall teaching – learning experience in your institution.

- a) *listen class which teacher was teaching.*
- b) *write running notes during the class.*
- c) *maintain note of the phases of the chapter.*



Nimra College of Pharmacy

Estd By : Nimra Educational Society (A Muslim Minority Society)
Approved by Pharmacy Council of India (PCI), New Delhi.
Affiliated to JNTU, Kakinada, Permitted by Govt. of A.P.
E-mail : principalncp@yahoo.in Website : www.nimra.in



Student Satisfaction Survey

Key Indicator - 2.7.1

Under Criterion II of Teaching – Learning and Evaluation

Guidelines for Students

NAAC (National Assessment and accreditation council) is conducting a Student Satisfaction Survey regarding Teaching – Learning and Evaluation, which will help to upgrade the quality in higher education. A student will have to respond to all the questions given in the following format with her/his sincere effort and thought. Her/his identity will not be revealed.

A) Please confirm this is the first and only time you answer this survey.

a) Yes b) No

B) Age: 20

C) College Name: Nimra college of pharmacy

D) Gender: a) Female b) Male c) Transgender

E) What degree program are you pursuing now?

a) Bachelor's b) Master's c) MPhil
d) Doctorate e) Other ()

F) What subject area are you currently pursuing?

a) Arts b) Commerce c) Science
d) Professional e) Other: () B-pharmacy

Instructions to fill the questionnaire

- All questions should be compulsorily attempted.
- Each question has five responses, choose the most appropriate one.
- The response to the qualitative question no. 21 is student's opportunity to give suggestions or improvements; she/he can also mention weaknesses of the institute here. (Kindly restrict your response to teaching learning process only)

Criterion II – Teaching–Learning and Evaluation
Student Satisfaction Survey on Teaching Learning Process

Following are questions for online student satisfaction survey regarding teaching learning process.

1. How much of the syllabus was covered in the class?

- 4 – 85 to 100%
- 3 – 70 to 84%
- 2 – 55 to 69%
- 1 – 30 to 54%
- 0 – Below 30%

2. How well did the teachers prepare for the classes?

- 4 – Thoroughly
- 3 – Satisfactorily
- 2 – Poorly
- 1 – Indifferently
- 0 – Won't teach at all

3. How well were the teachers able to communicate?

- 4 – Always effective
- 3 – Sometimes effective
- 2 – Just satisfactorily
- 1 – Generally ineffective
- 0 – Very poor communication

4. The teacher's approach to teaching can best be described as

- 4 – Excellent
- 3 – Very good
- 2 – Good
- 1 – Fair
- 0 – Poor

5. Fairness of the internal evaluation process by the teachers.

- 4 – Always fair
- 3 – Usually fair
- 2 – Sometimes unfair
- 1 – Usually unfair
- 0 – Unfair

6. Was your performance in assignments discussed with you?

- 4 – Every time
- 3 – Usually
- 2 – Occasionally/Sometimes
- 1 – Rarely
- 0 – Never

7. The institute takes active interest in promoting internship, student exchange, field visit opportunities for students.

- 4 – Regularly
- 3 – Often
- 2 – Sometimes
- 1 – Rarely
- 0 – Never

8. The teaching and mentoring process in your institution facilitates you in cognitive, social and emotional growth.

- 4 – Significantly
- ~~3 – Very well~~
- 2 – Moderately
- 1 – Marginally
- 0 – Not at all

9. The institution provides multiple opportunities to learn and grow.

- 4 – Strongly agree
- ~~3 – Agree~~
- 2 – Neutral
- 1 – Disagree
- 0 – Strongly disagree

10. Teachers inform you about your expected competencies, course outcomes and programme outcomes.

- ~~4 – Every time~~
- 3 – Usually
- 2 – Occasionally/Sometimes
- 1 – Rarely
- 0 – Never

11. Your mentor does a necessary follow-up with an assigned task to you.

- ~~4 – Every time~~
- 3 – Usually
- 2 – Occasionally/Sometimes
- 1 – Rarely
- 0 – I don't have a mentor

12. The teachers illustrate the concepts through examples and applications.

- ~~4 – Every time~~
- 3 – Usually
- 2 – Occasionally/Sometimes
- 1 – Rarely
- 0 – Never

13. The teachers identify your strengths and encourage you with providing right level of challenges.

- ~~4 – Fully~~
- 3 – Reasonably
- 2 – Partially
- 1 – Slightly
- 0 – Unable to

14. Teachers are able to identify your weaknesses and help you to overcome them.

- ~~4 – Every time~~
- 3 – Usually
- 2 – Occasionally/Sometimes
- 1 – Rarely
- 0 – Never

15. The institution makes effort to engage students in the monitoring, review and continuous quality improvement of the teaching learning process.

- 4 – Strongly agree
- ~~3~~ – Agree
- 2 – Neutral
- 1 – Disagree
- 0 – Strongly disagree

16. The institute/ teachers use student centric methods, such as experiential learning, participative learning and problem solving methodologies for enhancing learning experiences.

- ~~4~~ – To a great extent
- 3 – Moderate
- 2 – Some what
- 1 – Very little
- 0 – Not at all

17. Teachers encourage you to participate in extracurricular activities.

- ~~4~~ – Strongly agree
- 3 – Agree
- 2 – Neutral
- 1 – Disagree
- 0 – Strongly disagree

18. Efforts are made by the institute/ teachers to inculcate soft skills, life skills and employability skills to make you ready for the world of work.

- ~~4~~ – To a great extent
- 3 – Moderate
- 2 – Some what
- 1 – Very little
- 0 – Not at all

19. What percentage of teachers use ICT tools such as LCD projector, Multimedia, etc. while teaching.

- ~~4~~ – Above 90%
- 3 – 70 – 89%
- 2 – 50 – 69%
- 1 – 30 – 49%

20. The overall quality of teaching-learning process in your institute is very good.

- ~~4~~ – Strongly agree
- 3 – Agree
- 2 – Neutral
- 1 – Disagree
- 0 – Strongly disagree

21. Give three observation / suggestions to improve the overall teaching – learning experience in your institution.

- a) Maintain Note of the phases of the chapters
- b) Make teaching in two way interact
- c) Try to reach every student & ask for doubts



Nimra College of Pharmacy

Estd By : Nimra Educational Society (A Muslim Minority Society)
Approved by Pharmacy Council of India (PCI), New Delhi.
Affiliated to JNTU, Kakinada, Permitted by Govt. of A.P.
E-mail : principalncp@yahoo.in Website : www.nimra.in



Student Satisfaction Survey

Key Indicator - 2.7.1

Under Criterion II of Teaching – Learning and Evaluation

Guidelines for Students

NAAC (National Assessment and accreditation council) is conducting a Student Satisfaction Survey regarding Teaching – Learning and Evaluation, which will help to upgrade the quality in higher education. A student will have to respond to all the questions given in the following format with her/his sincere effort and thought. Her/his identity will not be revealed.

A) Please confirm this is the first and only time you answer this survey.

a) Yes b) No

B) Age: 18 C) College Name: Nimra college of pharmacy

D) Gender: a) Female b) Male c) Transgender

E) What degree program are you pursuing now?

a) Bachelor's b) Master's c) MPhil
d) Doctorate e) Other ()

F) What subject area are you currently pursuing?

a) Arts b) Commerce c) Science
d) Professional e) Other: () B-pharmacy

Instructions to fill the questionnaire

- All questions should be compulsorily attempted.
- Each question has five responses, choose the most appropriate one.
- The response to the qualitative question no. 21 is student's opportunity to give suggestions or improvements; she/he can also mention weaknesses of the institute here. (Kindly restrict your response to teaching learning process only)

Criterion II – Teaching–Learning and Evaluation
Student Satisfaction Survey on Teaching Learning Process

Following are questions for online student satisfaction survey regarding teaching learning process.

1. How much of the syllabus was covered in the class?

- 4 – 85 to 100%
- 3 – 70 to 84%
- 2 – 55 to 69%
- 1 – 30 to 54%
- 0 – Below 30%

2. How well did the teachers prepare for the classes?

- 4 – Thoroughly
- 3 – Satisfactorily
- 2 – Poorly
- 1 – Indifferently
- 0 – Won't teach at all

3. How well were the teachers able to communicate?

- 4 – Always effective
- 3 – Sometimes effective
- 2 – Just satisfactorily
- 1 – Generally ineffective
- 0 – Very poor communication

4. The teacher's approach to teaching can best be described as

- 4 – Excellent
- 3 – Very good
- 2 – Good
- 1 – Fair
- 0 – Poor

5. Fairness of the internal evaluation process by the teachers.

- 4 – Always fair
- 3 – Usually fair
- 2 – Sometimes unfair
- 1 – Usually unfair
- 0 – Unfair

6. Was your performance in assignments discussed with you?

- 4 – Every time
- 3 – Usually
- 2 – Occasionally/Sometimes
- 1 – Rarely
- 0 – Never

7. The institute takes active interest in promoting internship, student exchange, field visit opportunities for students.

- 4 – Regularly
- 3 – Often
- 2 – Sometimes
- 1 – Rarely
- 0 – Never

8. The teaching and mentoring process in your institution facilitates you in cognitive, social and emotional growth.

4 – Significantly

~~3~~ – Very well

2 – Moderately

1 – Marginally

0 – Not at all

9. The institution provides multiple opportunities to learn and grow.

4 – Strongly agree

~~3~~ – Agree

2 – Neutral

1 – Disagree

0 – Strongly disagree

10. Teachers inform you about your expected competencies, course outcomes and programme outcomes.

~~4~~ – Every time

3 – Usually

2 – Occasionally/Sometimes

1 – Rarely

0 – Never

11. Your mentor does a necessary follow-up with an assigned task to you.

~~4~~ – Every time

3 – Usually

2 – Occasionally/Sometimes

1 – Rarely

0 – I don't have a mentor

12. The teachers illustrate the concepts through examples and applications.

~~4~~ – Every time

3 – Usually

2 – Occasionally/Sometimes

1 – Rarely

0 – Never

13. The teachers identify your strengths and encourage you with providing right level of challenges.

~~4~~ – Fully

3 – Reasonably

2 – Partially

1 – Slightly

0 – Unable to

14. Teachers are able to identify your weaknesses and help you to overcome them.

~~4~~ – Every time

3 – Usually

2 – Occasionally/Sometimes

1 – Rarely

0 – Never

15. The institution makes effort to engage students in the monitoring, review and continuous quality improvement of the teaching learning process.

4 – Strongly agree

~~3~~ – Agree

2 – Neutral

1 – Disagree

0 – Strongly disagree

16. The institute/ teachers use student centric methods, such as experiential learning, participative learning and problem solving methodologies for enhancing learning experiences.

4 – To a great extent

~~3~~ – Moderate

2 – Some what

1 – Very little

0 – Not at all

17. Teachers encourage you to participate in extracurricular activities.

~~4~~ – Strongly agree

3 – Agree

2 – Neutral

1 – Disagree

0 – Strongly disagree

18. Efforts are made by the institute/ teachers to inculcate soft skills, life skills and employability skills to make you ready for the world of work.

~~4~~ – To a great extent

3 – Moderate

2 – Some what

1 – Very little

0 – Not at all

19. What percentage of teachers use ICT tools such as LCD projector, Multimedia, etc. while teaching.

~~4~~ – Above 90%

3 – 70 – 89%

2 – 50 – 69%

1 – 30 – 49%

20. The overall quality of teaching-learning process in your institute is very good.

~~4~~ – Strongly agree

3 – Agree

2 – Neutral

1 – Disagree

0 – Strongly disagree

21. Give three observation / suggestions to improve the overall teaching – learning experience in your institution.

- a) The interaction between teachers and students is very good.
- b) Try to reach every student & ask for doubts.
- c) Maintain note of the phases of the chapters.



Nimra College of Pharmacy

Estd By : Nimra Educational Society (A Muslim Minority Society)
Approved by Pharmacy Council of India (PCI), New Delhi.
Affiliated to JNTU, Kakinada, Permitted by Govt. of A.P.
E-mail : principalncp@yahoo.in Website : www.nimra.in



Student Satisfaction Survey

Key Indicator - 2.7.1

Under Criterion II of Teaching – Learning and Evaluation

Guidelines for Students

NAAC (National Assessment and accreditation council) is conducting a Student Satisfaction Survey regarding Teaching – Learning and Evaluation, which will help to upgrade the quality in higher education. A student will have to respond to all the questions given in the following format with her/his sincere effort and thought. Her/his identity will not be revealed.

A) Please confirm this is the first and only time you answer this survey.

a) Yes b) No

B) Age: 19 C) College Name: NIMRA COLLEGE OF PHARMACY.

D) Gender: a) Female b) Male c) Transgender

E) What degree program are you pursuing now?

a) Bachelor's b) Master's c) MPhil
d) Doctorate e) Other ()

F) What subject area are you currently pursuing?

a) Arts b) Commerce c) Science
d) Professional e) Other: (B-pharmacy)

Instructions to fill the questionnaire

- All questions should be compulsorily attempted.
- Each question has five responses, choose the most appropriate one.
- The response to the qualitative question no. 21 is student's opportunity to give suggestions or improvements; she/he can also mention weaknesses of the institute here. (Kindly restrict your response to teaching learning process only)

Criterion II – Teaching–Learning and Evaluation
Student Satisfaction Survey on Teaching Learning Process

Following are questions for online student satisfaction survey regarding teaching learning process.

1. How much of the syllabus was covered in the class?

- 4 – 85 to 100%
- 3 – 70 to 84%
- 2 – 55 to 69%
- 1 – 30 to 54%
- 0 – Below 30%

2. How well did the teachers prepare for the classes?

- 4 – Thoroughly
- 3 – Satisfactorily
- 2 – Poorly
- 1 – Indifferently
- 0 – Won't teach at all

3. How well were the teachers able to communicate?

- 4 – Always effective
- 3 – Sometimes effective
- 2 – Just satisfactorily
- 1 – Generally ineffective
- 0 – Very poor communication

4. The teacher's approach to teaching can best be described as

- 4 – Excellent
- 3 – Very good
- 2 – Good
- 1 – Fair
- 0 – Poor

5. Fairness of the internal evaluation process by the teachers.

- 4 – Always fair
- 3 – Usually fair
- 2 – Sometimes unfair
- 1 – Usually unfair
- 0 – Unfair

6. Was your performance in assignments discussed with you?

- 4 – Every time
- 3 – Usually
- 2 – Occasionally/Sometimes
- 1 – Rarely
- 0 – Never

7. The institute takes active interest in promoting internship, student exchange, field visit opportunities for students.

- 4 – Regularly
- 3 – Often
- 2 – Sometimes
- 1 – Rarely
- 0 – Never

8. The teaching and mentoring process in your institution facilitates you in cognitive, social and emotional growth.

4 – Significantly

3 – Very well

2 – Moderately

1 – Marginally

0 – Not at all

9. The institution provides multiple opportunities to learn and grow.

4 – Strongly agree

3 – Agree

2 – Neutral

1 – Disagree

0 – Strongly disagree

10. Teachers inform you about your expected competencies, course outcomes and programme outcomes.

4 – Every time

3 – Usually

2 – Occasionally/Sometimes

1 – Rarely

0 – Never

11. Your mentor does a necessary follow-up with an assigned task to you.

4 – Every time

3 – Usually

2 – Occasionally/Sometimes

1 – Rarely

0 – I don't have a mentor

12. The teachers illustrate the concepts through examples and applications.

4 – Every time

3 – Usually

2 – Occasionally/Sometimes

1 – Rarely

0 – Never

13. The teachers identify your strengths and encourage you with providing right level of challenges.

4 – Fully

3 – Reasonably

2 – Partially

1 – Slightly

0 – Unable to

14. Teachers are able to identify your weaknesses and help you to overcome them.

4 – Every time

3 – Usually

2 – Occasionally/Sometimes

1 – Rarely

0 – Never

15. The institution makes effort to engage students in the monitoring, review and continuous quality improvement of the teaching learning process.

- 4 – Strongly agree
- 3 – Agree
- 2 – Neutral
- 1 – Disagree
- 0 – Strongly disagree

16. The institute/ teachers use student centric methods, such as experiential learning, participative learning and problem solving methodologies for enhancing learning experiences.

- 4 – To a great extent
- 3 – Moderate
- 2 – Some what
- 1 – Very little
- 0 – Not at all

17. Teachers encourage you to participate in extracurricular activities.

- 4 – Strongly agree
- 3 – Agree
- 2 – Neutral
- 1 – Disagree
- 0 – Strongly disagree

18. Efforts are made by the institute/ teachers to inculcate soft skills, life skills and employability skills to make you ready for the world of work.

- 4 – To a great extent
- 3 – Moderate
- 2 – Some what
- 1 – Very little
- 0 – Not at all

19. What percentage of teachers use ICT tools such as LCD projector, Multimedia, etc. while teaching.

- 4 – Above 90%
- 3 – 70 – 89%
- 2 – 50 – 69%
- 1 – 30 – 49%

20. The overall quality of teaching-learning process in your institute is very good.

- 4 – Strongly agree
- 3 – Agree
- 2 – Neutral
- 1 – Disagree
- 0 – Strongly disagree

21. Give three observation / suggestions to improve the overall teaching – learning experience in your institution.

- a) Two way Interaction
- b) Use of technology & Innovative tools.
- c) Encourage Questions of Professional development.



Nimra College of Pharmacy

Estd By : Nimra Educational Society (A Muslim Minority Society)
Approved by Pharmacy Council of India (PCI), New Delhi.
Affiliated to JNTU, Kakinada, Permitted by Govt. of A.P.
E-mail : principalncp@yahoo.in Website : www.nimra.in



Student Satisfaction Survey

Key Indicator - 2.7.1

Under Criterion II of Teaching – Learning and Evaluation

Guidelines for Students

NAAC (National Assessment and accreditation council) is conducting a Student Satisfaction Survey regarding Teaching – Learning and Evaluation, which will help to upgrade the quality in higher education. A student will have to respond to all the questions given in the following format with her/his sincere effort and thought. Her/his identity will not be revealed.

A) Please confirm this is the first and only time you answer this survey.

a) Yes b) No

B) Age: 19 C) College Name: Nimra college of pharmacy

D) Gender: a) Female b) Male c) Transgender

E) What degree program are you pursuing now?

a) Bachelor's b) Master's c) MPhil
d) Doctorate e) Other ()

F) What subject area are you currently pursuing?

a) Arts b) Commerce c) Science
d) Professional e) Other: () B. pharmacy

Instructions to fill the questionnaire

- All questions should be compulsorily attempted.
- Each question has five responses, choose the most appropriate one.
- The response to the qualitative question no. 21 is student's opportunity to give suggestions or improvements; she/he can also mention weaknesses of the institute here. (Kindly restrict your response to teaching learning process only)

Criterion II – Teaching–Learning and Evaluation
Student Satisfaction Survey on Teaching Learning Process

Following are questions for online student satisfaction survey regarding teaching learning process.

1. How much of the syllabus was covered in the class?

- 4 – 85 to 100%
- 3 – 70 to 84%
- 2 – 55 to 69%
- 1 – 30 to 54%
- 0 – Below 30%

2. How well did the teachers prepare for the classes?

- 4 – Thoroughly
- 3 – Satisfactorily
- 2 – Poorly
- 1 – Indifferently
- 0 – Won't teach at all

3. How well were the teachers able to communicate?

- 4 – Always effective
- 3 – Sometimes effective
- 2 – Just satisfactorily
- 1 – Generally ineffective
- 0 – Very poor communication

4. The teacher's approach to teaching can best be described as

- 4 – Excellent
- 3 – Very good
- 2 – Good
- 1 – Fair
- 0 – Poor

5. Fairness of the internal evaluation process by the teachers.

- 4 – Always fair
- 3 – Usually fair
- 2 – Sometimes unfair
- 1 – Usually unfair
- 0 – Unfair

6. Was your performance in assignments discussed with you?

- 4 – Every time
- 3 – Usually
- 2 – Occasionally/Sometimes
- 1 – Rarely
- 0 – Never

7. The institute takes active interest in promoting internship, student exchange, field visit opportunities for students.

- 4 – Regularly
- 3 – Often
- 2 – Sometimes
- 1 – Rarely
- 0 – Never

8. The teaching and mentoring process in your institution facilitates you in cognitive, social and emotional growth.

~~4~~ – Significantly

3 – Very well

2 – Moderately

1 – Marginally

0 – Not at all

9. The institution provides multiple opportunities to learn and grow.

~~4~~ – Strongly agree

3 – Agree

2 – Neutral

1 – Disagree

0 – Strongly disagree

10. Teachers inform you about your expected competencies, course outcomes and programme outcomes.

~~4~~ – Every time

3 – Usually

2 – Occasionally/Sometimes

1 – Rarely

0 – Never

11. Your mentor does a necessary follow-up with an assigned task to you.

~~4~~ – Every time

3 – Usually

2 – Occasionally/Sometimes

1 – Rarely

0 – I don't have a mentor

12. The teachers illustrate the concepts through examples and applications.

~~4~~ – Every time

3 – Usually

2 – Occasionally/Sometimes

1 – Rarely

0 – Never

13. The teachers identify your strengths and encourage you with providing right level of challenges.

~~4~~ – Fully

3 – Reasonably

2 – Partially

1 – Slightly

0 – Unable to

14. Teachers are able to identify your weaknesses and help you to overcome them.

4 – Every time

3 – Usually

2 – Occasionally/Sometimes

1 – Rarely

0 – Never

15. The institution makes effort to engage students in the monitoring, review and continuous quality improvement of the teaching learning process.

- ~~4~~ – Strongly agree
- 3 – Agree
- 2 – Neutral
- 1 – Disagree
- 0 – Strongly disagree

16. The institute/ teachers use student centric methods, such as experiential learning, participative learning and problem solving methodologies for enhancing learning experiences.

- ~~4~~ – To a great extent
- 3 – Moderate
- 2 – Some what
- 1 – Very little
- 0 – Not at all

17. Teachers encourage you to participate in extracurricular activities.

- 4 – Strongly agree
- ~~3~~ – Agree
- 2 – Neutral
- 1 – Disagree
- 0 – Strongly disagree

18. Efforts are made by the institute/ teachers to inculcate soft skills, life skills and employability skills to make you ready for the world of work.

- ~~4~~ – To a great extent
- 3 – Moderate
- 2 – Some what
- 1 – Very little
- 0 – Not at all

19. What percentage of teachers use ICT tools such as LCD projector, Multimedia, etc. while teaching.

- 4 – Above 90%
- ~~3~~ – 70 – 89%
- 2 – 50 – 69%
- 1 – 30 – 49%

20. The overall quality of teaching-learning process in your institute is very good.

- 4 – Strongly agree
- ~~3~~ – Agree
- 2 – Neutral
- 1 – Disagree
- 0 – Strongly disagree

21. Give three observation / suggestions to improve the overall teaching – learning experience in your institution.

- a) clear lesson goals
- b) provide your students with feedback
- c) teach strategies not just content



Nimra College of Pharmacy

Estd By : Nimra Educational Society (A Muslim Minority Society)
Approved by Pharmacy Council of India (PCI), New Delhi.
Affiliated to JNTU, Kakinada, Permitted by Govt. of A.P.
E-mail : principalncp@yahoo.in Website : www.nimra.in



Student Satisfaction Survey

Key Indicator - 2.7.1

Under Criterion II of Teaching – Learning and Evaluation

Guidelines for Students

NAAC (National Assessment and accreditation council) is conducting a Student Satisfaction Survey regarding Teaching – Learning and Evaluation, which will help to upgrade the quality in higher education. A student will have to respond to all the questions given in the following format with her/his sincere effort and thought. Her/his identity will not be revealed.

A) Please confirm this is the first and only time you answer this survey.

a) Yes b) No

B) Age: 19

C) College Name: Nimra college of pharmacy

D) Gender: a) Female b) Male c) Transgender

E) What degree program are you pursuing now?

a) Bachelor's b) Master's c) MPhil
d) Doctorate e) Other ()

F) What subject area are you currently pursuing?

a) Arts b) Commerce c) Science
d) Professional e) Other: () B. pharmacy.

Instructions to fill the questionnaire

- All questions should be compulsorily attempted.
- Each question has five responses, choose the most appropriate one.
- The response to the qualitative question no. 21 is student's opportunity to give suggestions or improvements; she/he can also mention weaknesses of the institute here. (Kindly restrict your response to teaching learning process only)

Criterion II – Teaching–Learning and Evaluation
Student Satisfaction Survey on Teaching Learning Process

Following are questions for online student satisfaction survey regarding teaching learning process.

1. How much of the syllabus was covered in the class?

4 – 85 to 100%

~~3~~ – 70 to 84%

2 – 55 to 69%

1 – 30 to 54%

0 – Below 30%

2. How well did the teachers prepare for the classes?

4 – Thoroughly

~~3~~ – Satisfactorily

2 – Poorly

1 – Indifferently

0 – Won't teach at all

3. How well were the teachers able to communicate?

~~4~~ – Always effective

3 – Sometimes effective

2 – Just satisfactorily

1 – Generally ineffective

0 – Very poor communication

4. The teacher's approach to teaching can best be described as

4 – Excellent

~~3~~ – Very good

2 – Good

1 – Fair

0 – Poor

5. Fairness of the internal evaluation process by the teachers.

4 – Always fair

~~3~~ – Usually fair

2 – Sometimes unfair

1 – Usually unfair

0 – Unfair

6. Was your performance in assignments discussed with you?

~~4~~ – Every time

3 – Usually

2 – Occasionally/Sometimes

1 – Rarely

0 – Never

7. The institute takes active interest in promoting internship, student exchange, field visit opportunities for students.

4 – Regularly

~~3~~ – Often

2 – Sometimes

1 – Rarely

0 – Never

8. The teaching and mentoring process in your institution facilitates you in cognitive, social and emotional growth.

- 4 – Significantly
- 3 – Very well
- 2 – Moderately
- 1 – Marginally
- 0 – Not at all

9. The institution provides multiple opportunities to learn and grow.

- 4 – Strongly agree
- 3 – Agree
- 2 – Neutral
- 1 – Disagree
- 0 – Strongly disagree

10. Teachers inform you about your expected competencies, course outcomes and programme outcomes.

- 4 – Every time
- 3 – Usually
- 2 – Occasionally/Sometimes
- 1 – Rarely
- 0 – Never

11. Your mentor does a necessary follow-up with an assigned task to you.

- 4 – Every time
- 3 – Usually
- 2 – Occasionally/Sometimes
- 1 – Rarely
- 0 – I don't have a mentor

12. The teachers illustrate the concepts through examples and applications.

- 4 – Every time
- 3 – Usually
- 2 – Occasionally/Sometimes
- 1 – Rarely
- 0 – Never

13. The teachers identify your strengths and encourage you with providing right level of challenges.

- 4 – Fully
- 3 – Reasonably
- 2 – Partially
- 1 – Slightly
- 0 – Unable to

14. Teachers are able to identify your weaknesses and help you to overcome them.

- 4 – Every time
- 3 – Usually
- 2 – Occasionally/Sometimes
- 1 – Rarely
- 0 – Never

15. The institution makes effort to engage students in the monitoring, review and continuous quality improvement of the teaching learning process.

4 – Strongly agree

~~3~~ – Agree

2 – Neutral

1 – Disagree

0 – Strongly disagree

16. The institute/ teachers use student centric methods, such as experiential learning, participative learning and problem solving methodologies for enhancing learning experiences.

4 – To a great extent

~~3~~ – Moderate

2 – Some what

1 – Very little

0 – Not at all

17. Teachers encourage you to participate in extracurricular activities.

4 – Strongly agree

~~3~~ – Agree

2 – Neutral

1 – Disagree

0 – Strongly disagree

18. Efforts are made by the institute/ teachers to inculcate soft skills, life skills and employability skills to make you ready for the world of work.

4 – To a great extent

~~3~~ – Moderate

2 – Some what

1 – Very little

0 – Not at all

19. What percentage of teachers use ICT tools such as LCD projector, Multimedia, etc. while teaching.

~~4~~ – Above 90%

3 – 70 – 89%

2 – 50 – 69%

1 – 30 – 49%

20. The overall quality of teaching-learning process in your institute is very good.

4 – Strongly agree

~~3~~ – Agree

2 – Neutral

1 – Disagree

0 – Strongly disagree

21. Give three observation / suggestions to improve the overall teaching – learning experience in your institution.

a) Get students working together

b) plenty of practice

c) student teacher conferences



Nimra College of Pharmacy

Estd By : Nimra Educational Society (A Muslim Minority Society)
Approved by Pharmacy Council of India (PCI), New Delhi.
Affiliated to JNTU, Kakinada, Permitted by Govt. of A.P.
E-mail : principalncp@yahoo.in Website : www.nimra.in



Student Satisfaction Survey

Key Indicator - 2.7.1

Under Criterion II of Teaching – Learning and Evaluation

Guidelines for Students

NAAC (National Assessment and accreditation council) is conducting a Student Satisfaction Survey regarding Teaching – Learning and Evaluation, which will help to upgrade the quality in higher education. A student will have to respond to all the questions given in the following format with her/his sincere effort and thought. Her/his identity will not be revealed.

A) Please confirm this is the first and only time you answer this survey.

a) Yes b) No

B) Age: 18

C) College Name: Nimra college of pharmacy

D) Gender: a) Female b) Male c) Transgender

E) What degree program are you pursuing now?

a) Bachelor's b) Master's c) MPhil
d) Doctorate e) Other ()

F) What subject area are you currently pursuing?

a) Arts b) Commerce c) Science
d) Professional e) Other: () B.pharmacy

Instructions to fill the questionnaire

- All questions should be compulsorily attempted.
- Each question has five responses, choose the most appropriate one.
- The response to the qualitative question no. 21 is student's opportunity to give suggestions or improvements; she/he can also mention weaknesses of the institute here. (Kindly restrict your response to teaching learning process only)

Criterion II – Teaching–Learning and Evaluation
Student Satisfaction Survey on Teaching Learning Process

Following are questions for online student satisfaction survey regarding teaching learning process.

1. How much of the syllabus was covered in the class?

4 – 85 to 100%

3 – 70 to 84%

2 – 55 to 69%

1 – 30 to 54%

0 – Below 30%

2. How well did the teachers prepare for the classes?

4 – Thoroughly

3 – Satisfactorily

2 – Poorly

1 – Indifferently

0 – Won't teach at all

3. How well were the teachers able to communicate?

4 – Always effective

3 – Sometimes effective

2 – Just satisfactorily

1 – Generally ineffective

0 – Very poor communication

4. The teacher's approach to teaching can best be described as

4 – Excellent

3 – Very good

2 – Good

1 – Fair

0 – Poor

5. Fairness of the internal evaluation process by the teachers.

4 – Always fair

3 – Usually fair

2 – Sometimes unfair

1 – Usually unfair

0 – Unfair

6. Was your performance in assignments discussed with you?

4 – Every time

3 – Usually

2 – Occasionally/Sometimes

1 – Rarely

0 – Never

7. The institute takes active interest in promoting internship, student exchange, field visit opportunities for students.

4 – Regularly

3 – Often

2 – Sometimes

1 – Rarely

0 – Never

8. The teaching and mentoring process in your institution facilitates you in cognitive, social and emotional growth.

- 4 – Significantly
- 3 – Very well
- 2 – Moderately
- 1 – Marginally
- 0 – Not at all

9. The institution provides multiple opportunities to learn and grow.

- 4 – Strongly agree
- 3 – Agree
- 2 – Neutral
- 1 – Disagree
- 0 – Strongly disagree

10. Teachers inform you about your expected competencies, course outcomes and programme outcomes.

- 4 – Every time
- 3 – Usually
- 2 – Occasionally/Sometimes
- 1 – Rarely
- 0 – Never

11. Your mentor does a necessary follow-up with an assigned task to you.

- 4 – Every time
- 3 – Usually
- 2 – Occasionally/Sometimes
- 1 – Rarely
- 0 – I don't have a mentor

12. The teachers illustrate the concepts through examples and applications.

- 4 – Every time
- 3 – Usually
- 2 – Occasionally/Sometimes
- 1 – Rarely
- 0 – Never

13. The teachers identify your strengths and encourage you with providing right level of challenges.

- 4 – Fully
- 3 – Reasonably
- 2 – Partially
- 1 – Slightly
- 0 – Unable to

14. Teachers are able to identify your weaknesses and help you to overcome them.

- 4 – Every time
- 3 – Usually
- 2 – Occasionally/Sometimes
- 1 – Rarely
- 0 – Never

15. The institution makes effort to engage students in the monitoring, review and continuous quality improvement of the teaching learning process.

- 4 – Strongly agree
- 3 – Agree
- 2 – Neutral
- 1 – Disagree
- 0 – Strongly disagree

16. The institute/ teachers use student centric methods, such as experiential learning, participative learning and problem solving methodologies for enhancing learning experiences.

- 4 – To a great extent
- 3 – Moderate
- 2 – Some what
- 1 – Very little
- 0 – Not at all

17. Teachers encourage you to participate in extracurricular activities.

- 4 – Strongly agree
- 3 – Agree
- 2 – Neutral
- 1 – Disagree
- 0 – Strongly disagree

18. Efforts are made by the institute/ teachers to inculcate soft skills, life skills and employability skills to make you ready for the world of work.

- 4 – To a great extent
- 3 – Moderate
- 2 – Some what
- 1 – Very little
- 0 – Not at all

19. What percentage of teachers use ICT tools such as LCD projector, Multimedia, etc. while teaching.


- 4 – Above 90%
- 3 – 70 – 89%
- 2 – 50 – 69%
- 1 – 30 – 49%

20. The overall quality of teaching-learning process in your institute is very good.

- 4 – Strongly agree
- 3 – Agree
- 2 – Neutral
- 1 – Disagree
- 0 – Strongly disagree

21. Give three observation / suggestions to improve the overall teaching – learning experience in your institution.

- a) classroom Discussion
- b) Be flexible about how long it takes to learn
- c) clear lesson goals.



Nimra College of Pharmacy

Estd By : Nimra Educational Society (A Muslim Minority Society)
Approved by Pharmacy Council of India (PCI), New Delhi.
Affiliated to JNTU, Kakinada, Permitted by Govt. of A.P.
E-mail : principalncp@yahoo.in Website : www.nimra.in



Student Satisfaction Survey

Key Indicator - 2.7.1

Under Criterion II of Teaching – Learning and Evaluation

Guidelines for Students

NAAC (National Assessment and accreditation council) is conducting a Student Satisfaction Survey regarding Teaching – Learning and Evaluation, which will help to upgrade the quality in higher education. A student will have to respond to all the questions given in the following format with her/his sincere effort and thought. Her/his identity will not be revealed.

A) Please confirm this is the first and only time you answer this survey.

a) Yes b) No

B) Age: 21

C) College Name: Nimra College of pharmacy

D) Gender: a) Female b) Male c) Transgender

E) What degree program are you pursuing now?

a) Bachelor's b) Master's c) MPhil
d) Doctorate e) Other ()

F) What subject area are you currently pursuing?

a) Arts b) Commerce c) Science
d) Professional e) Other: () B. pharmacy

Instructions to fill the questionnaire

- All questions should be compulsorily attempted.
- Each question has five responses, choose the most appropriate one.
- The response to the qualitative question no. 21 is student's opportunity to give suggestions or improvements; she/he can also mention weaknesses of the institute here. (Kindly restrict your response to teaching learning process only)

Criterion II – Teaching–Learning and Evaluation
Student Satisfaction Survey on Teaching Learning Process

Following are questions for online student satisfaction survey regarding teaching learning process.

1. How much of the syllabus was covered in the class?

- 4 – 85 to 100%
- 3 – 70 to 84%
- 2 – 55 to 69%
- 1 – 30 to 54%
- 0 – Below 30%

2. How well did the teachers prepare for the classes?

- 4 – Thoroughly
- 3 – Satisfactorily
- 2 – Poorly
- 1 – Indifferently
- 0 – Won't teach at all

3. How well were the teachers able to communicate?

- 4 – Always effective
- 3 – Sometimes effective
- 2 – Just satisfactorily
- 1 – Generally ineffective
- 0 – Very poor communication

4. The teacher's approach to teaching can best be described as

- 4 – Excellent
- 3 – Very good
- 2 – Good
- 1 – Fair
- 0 – Poor

5. Fairness of the internal evaluation process by the teachers.

- 4 – Always fair
- 3 – Usually fair
- 2 – Sometimes unfair
- 1 – Usually unfair
- 0 – Unfair

6. Was your performance in assignments discussed with you?

- 4 – Every time
- 3 – Usually
- 2 – Occasionally/Sometimes
- 1 – Rarely
- 0 – Never


7. The institute takes active interest in promoting internship, student exchange, field visit opportunities for students.

- 4 – Regularly
- 3 – Often
- 2 – Sometimes
- 1 – Rarely
- 0 – Never

8. The teaching and mentoring process in your institution facilitates you in cognitive, social and emotional growth.
- 4 – Significantly
 - ~~3~~ – Very well
 - 2 – Moderately
 - 1 – Marginally
 - 0 – Not at all
9. The institution provides multiple opportunities to learn and grow.
- 4 – Strongly agree
 - ~~3~~ – Agree
 - 2 – Neutral
 - 1 – Disagree
 - 0 – Strongly disagree
10. Teachers inform you about your expected competencies, course outcomes and programme outcomes.
- ~~4~~ – Every time
 - 3 – Usually
 - 2 – Occasionally/Sometimes
 - 1 – Rarely
 - 0 – Never
11. Your mentor does a necessary follow-up with an assigned task to you.
- ~~4~~ – Every time
 - 3 – Usually
 - 2 – Occasionally/Sometimes
 - 1 – Rarely
 - 0 – I don't have a mentor
12. The teachers illustrate the concepts through examples and applications.
- ~~4~~ – Every time
 - 3 – Usually
 - 2 – Occasionally/Sometimes
 - 1 – Rarely
 - 0 – Never
13. The teachers identify your strengths and encourage you with providing right level of challenges.
- ~~4~~ – Fully
 - 3 – Reasonably
 - 2 – Partially
 - 1 – Slightly
 - 0 – Unable to
14. Teachers are able to identify your weaknesses and help you to overcome them.
- ~~4~~ – Every time
 - 3 – Usually
 - 2 – Occasionally/Sometimes
 - 1 – Rarely
 - 0 – Never

15. The institution makes effort to engage students in the monitoring, review and continuous quality improvement of the teaching learning process.
- ~~4~~ - Strongly agree
 - 3 - Agree
 - 2 - Neutral
 - 1 - Disagree
 - 0 - Strongly disagree
16. The institute/ teachers use student centric methods, such as experiential learning, participative learning and problem solving methodologies for enhancing learning experiences.
- 4 - To a great extent
 - ~~3~~ - Moderate
 - 2 - Some what
 - 1 - Very little
 - 0 - Not at all
17. Teachers encourage you to participate in extracurricular activities.
- 4 - Strongly agree
 - ~~3~~ - Agree
 - 2 - Neutral
 - 1 - Disagree
 - 0 - Strongly disagree
18. Efforts are made by the institute/ teachers to inculcate soft skills, life skills and employability skills to make you ready for the world of work.
- ~~4~~ - To a great extent
 - 3 - Moderate
 - 2 - Some what
 - 1 - Very little
 - 0 - Not at all
19. What percentage of teachers use ICT tools such as LCD projector, Multimedia, etc. while teaching.
- ~~4~~ - Above 90%
 - 3 - 70 - 89%
 - 2 - 50 - 69%
 - 1 - 30 - 49%
20. The overall quality of teaching-learning process in your institute is very good.
- ~~4~~ - Strongly agree
 - 3 - Agree
 - 2 - Neutral
 - 1 - Disagree
 - 0 - Strongly disagree
21. Give three observation / suggestions to improve the overall teaching – learning experience in your institution.

- a) Be friendly with students
- b) maintain note of the Phases of the chapter
- c) Good laboratory equipments. with perfect experiment.
maint like collage not like school



Nimra College of Pharmacy

Estd By : Nimra Educational Society (A Muslim Minority Society)
Approved by Pharmacy Council of India (PCI), New Delhi.
Affiliated to JNTU, Kakinada, Permitted by Govt. of A.P.
E-mail : principalncp@yahoo.in Website : www.nimra.in



Student Satisfaction Survey

Key Indicator - 2.7.1

Under Criterion II of Teaching – Learning and Evaluation

Guidelines for Students

NAAC (National Assessment and accreditation council) is conducting a Student Satisfaction Survey regarding Teaching – Learning and Evaluation, which will help to upgrade the quality in higher education. A student will have to respond to all the questions given in the following format with her/his sincere effort and thought. Her/his identity will not be revealed.

A) Please confirm this is the first and only time you answer this survey.

a) Yes b) No

B) Age: 19

C) College Name: *Nimra college of Pharmacy*

D) Gender: a) Female b) Male c) Transgender

E) What degree program are you pursuing now?

a) Bachelor's b) Master's c) MPhil
d) Doctorate e) Other ()

F) What subject area are you currently pursuing?

a) Arts b) Commerce c) Science
d) Professional e) Other: () *B. pharmacy*

Instructions to fill the questionnaire

- All questions should be compulsorily attempted.
- Each question has five responses, choose the most appropriate one.
- The response to the qualitative question no. 21 is student's opportunity to give suggestions or improvements; she/he can also mention weaknesses of the institute here. (Kindly restrict your response to teaching learning process only)

Criterion II – Teaching–Learning and Evaluation
Student Satisfaction Survey on Teaching Learning Process

Following are questions for online student satisfaction survey regarding teaching learning process.

1. How much of the syllabus was covered in the class?
 - 4 – 85 to 100%
 - 3 – 70 to 84%
 - 2 – 55 to 69%
 - 1 – 30 to 54%
 - 0 – Below 30%
2. How well did the teachers prepare for the classes?
 - 4 – Thoroughly
 - 3 – Satisfactorily
 - 2 – Poorly
 - 1 – Indifferently
 - 0 – Won't teach at all
3. How well were the teachers able to communicate?
 - 4 – Always effective
 - 3 – Sometimes effective
 - 2 – Just satisfactorily
 - 1 – Generally ineffective
 - 0 – Very poor communication
4. The teacher's approach to teaching can best be described as
 - 4 – Excellent
 - 3 – Very good
 - 2 – Good
 - 1 – Fair
 - 0 – Poor
5. Fairness of the internal evaluation process by the teachers.
 - 4 – Always fair
 - 3 – Usually fair
 - 2 – Sometimes unfair
 - 1 – Usually unfair
 - 0 – Unfair
6. Was your performance in assignments discussed with you?
 - 4 – Every time
 - 3 – Usually
 - 2 – Occasionally/Sometimes
 - 1 – Rarely
 - 0 – Never
7. The institute takes active interest in promoting internship, student exchange, field visit opportunities for students.
 - 4 – Regularly
 - 3 – Often
 - 2 – Sometimes
 - 1 – Rarely
 - 0 – Never

8. The teaching and mentoring process in your institution facilitates you in cognitive, social and emotional growth.
- 4 – Significantly
 - 3 – Very well
 - 2 – Moderately
 - 1 – Marginally
 - 0 – Not at all
9. The institution provides multiple opportunities to learn and grow.
- 4 – Strongly agree
 - 3 – Agree
 - 2 – Neutral
 - 1 – Disagree
 - 0 – Strongly disagree
10. Teachers inform you about your expected competencies, course outcomes and programme outcomes.
- 4 – Every time
 - 3 – Usually
 - 2 – Occasionally/Sometimes
 - 1 – Rarely
 - 0 – Never
11. Your mentor does a necessary follow-up with an assigned task to you.
- 4 – Every time
 - 3 – Usually
 - 2 – Occasionally/Sometimes
 - 1 – Rarely
 - 0 – I don't have a mentor
12. The teachers illustrate the concepts through examples and applications.
- 4 – Every time
 - 3 – Usually
 - 2 – Occasionally/Sometimes
 - 1 – Rarely
 - 0 – Never
13. The teachers identify your strengths and encourage you with providing right level of challenges.
- 4 – Fully
 - 3 – Reasonably
 - 2 – Partially
 - 1 – Slightly
 - 0 – Unable to
14. Teachers are able to identify your weaknesses and help you to overcome them.
- 4 – Every time
 - 3 – Usually
 - 2 – Occasionally/Sometimes
 - 1 – Rarely
 - 0 – Never

15. The institution makes effort to engage students in the monitoring, review and continuous quality improvement of the teaching learning process.

- 4 – Strongly agree
- 3 – Agree
- 2 – Neutral
- 1 – Disagree
- 0 – Strongly disagree

16. The institute/ teachers use student centric methods, such as experiential learning, participative learning and problem solving methodologies for enhancing learning experiences.

- 4 – To a great extent
- 3 – Moderate
- 2 – Some what
- 1 – Very little
- 0 – Not at all

17. Teachers encourage you to participate in extracurricular activities.

- 4 – Strongly agree
- 3 – Agree
- 2 – Neutral
- 1 – Disagree
- 0 – Strongly disagree

18. Efforts are made by the institute/ teachers to inculcate soft skills, life skills and employability skills to make you ready for the world of work.

- 4 – To a great extent
- 3 – Moderate
- 2 – Some what
- 1 – Very little
- 0 – Not at all

19. What percentage of teachers use ICT tools such as LCD projector, Multimedia, etc. while teaching.

- 4 – Above 90%
- 3 – 70 – 89%
- 2 – 50 – 69%
- 1 – 30 – 49%

20. The overall quality of teaching-learning process in your institute is very good.

- 4 – Strongly agree
- 3 – Agree
- 2 – Neutral
- 1 – Disagree
- 0 – Strongly disagree

21. Give three observation / suggestions to improve the overall teaching – learning experience in your institution.

- a) Good Laboratory equipments with prefect experiment
- b) Every teacher's are having better expreience and proper study
- c) Well Secure and safety for girls.



Nimra College of Pharmacy

Estd By : Nimra Educational Society (A Muslim Minority Society)
Approved by Pharmacy Council of India (PCI), New Delhi.
Affiliated to JNTU, Kakinada, Permitted by Govt. of A.P.
E-mail : principalncp@yahoo.in Website : www.nimra.in



Student Satisfaction Survey

Key Indicator - 2.7.1

Under Criterion II of Teaching – Learning and Evaluation

Guidelines for Students

NAAC (National Assessment and accreditation council) is conducting a Student Satisfaction Survey regarding Teaching – Learning and Evaluation, which will help to upgrade the quality in higher education. A student will have to respond to all the questions given in the following format with her/his sincere effort and thought. Her/his identity will not be revealed.

A) Please confirm this is the first and only time you answer this survey.

a) Yes b) No

B) Age: 20

C) College Name: Nimra College of Pharmacy

D) Gender: a) Female b) Male c) Transgender

E) What degree program are you pursuing now?

a) Bachelor's b) Master's c) MPhil
d) Doctorate e) Other ()

F) What subject area are you currently pursuing?

a) Arts b) Commerce c) Science
d) Professional e) Other: () B. pharmacy

Instructions to fill the questionnaire

- All questions should be compulsorily attempted.
- Each question has five responses, choose the most appropriate one.
- The response to the qualitative question no. 21 is student's opportunity to give suggestions or improvements; she/he can also mention weaknesses of the institute here. (Kindly restrict your response to teaching learning process only)

Criterion II – Teaching–Learning and Evaluation
Student Satisfaction Survey on Teaching Learning Process

Following are questions for online student satisfaction survey regarding teaching learning process.

1. How much of the syllabus was covered in the class?
 - 4 – 85 to 100%
 - 3 – 70 to 84%
 - 2 – 55 to 69%
 - 1 – 30 to 54%
 - 0 – Below 30%
2. How well did the teachers prepare for the classes?
 - 4 – Thoroughly
 - 3 – Satisfactorily
 - 2 – Poorly
 - 1 – Indifferently
 - 0 – Won't teach at all
3. How well were the teachers able to communicate?
 - 4 – Always effective
 - 3 – Sometimes effective
 - 2 – Just satisfactorily
 - 1 – Generally ineffective
 - 0 – Very poor communication
4. The teacher's approach to teaching can best be described as
 - 4 – Excellent
 - 3 – Very good
 - 2 – Good
 - 1 – Fair
 - 0 – Poor
5. Fairness of the internal evaluation process by the teachers.
 - 4 – Always fair
 - 3 – Usually fair
 - 2 – Sometimes unfair
 - 1 – Usually unfair
 - 0 – Unfair
6. Was your performance in assignments discussed with you?
 - 4 – Every time
 - 3 – Usually
 - 2 – Occasionally/Sometimes
 - 1 – Rarely
 - 0 – Never
7. The institute takes active interest in promoting internship, student exchange, field visit opportunities for students.
 - 4 – Regularly
 - 3 – Often
 - 2 – Sometimes
 - 1 – Rarely
 - 0 – Never

8. The teaching and mentoring process in your institution facilitates you in cognitive, social and emotional growth.
- 4 – Significantly
 - 3 – Very well
 - 2 – Moderately
 - 1 – Marginally
 - 0 – Not at all
9. The institution provides multiple opportunities to learn and grow.
- 4 – Strongly agree
 - 3 – Agree
 - 2 – Neutral
 - 1 – Disagree
 - 0 – Strongly disagree
10. Teachers inform you about your expected competencies, course outcomes and programme outcomes.
- 4 – Every time
 - 3 – Usually
 - 2 – Occasionally/Sometimes
 - 1 – Rarely
 - 0 – Never
11. Your mentor does a necessary follow-up with an assigned task to you.
- 4 – Every time
 - 3 – Usually
 - 2 – Occasionally/Sometimes
 - 1 – Rarely
 - 0 – I don't have a mentor
12. The teachers illustrate the concepts through examples and applications.
- 4 – Every time
 - 3 – Usually
 - 2 – Occasionally/Sometimes
 - 1 – Rarely
 - 0 – Never
13. The teachers identify your strengths and encourage you with providing right level of challenges.
- 4 – Fully
 - 3 – Reasonably
 - 2 – Partially
 - 1 – Slightly
 - 0 – Unable to
14. Teachers are able to identify your weaknesses and help you to overcome them.
- 4 – Every time
 - 3 – Usually
 - 2 – Occasionally/Sometimes
 - 1 – Rarely
 - 0 – Never

15. The institution makes effort to engage students in the monitoring, review and continuous quality improvement of the teaching learning process.
- 4 – Strongly agree
 - 3 – Agree
 - 2 – Neutral
 - 1 – Disagree
 - 0 – Strongly disagree
16. The institute/ teachers use student centric methods, such as experiential learning, participative learning and problem solving methodologies for enhancing learning experiences.
- 4 – To a great extent
 - 3 – Moderate
 - 2 – Some what
 - 1 – Very little
 - 0 – Not at all
17. Teachers encourage you to participate in extracurricular activities.
- 4 – Strongly agree
 - 3 – Agree
 - 2 – Neutral
 - 1 – Disagree
 - 0 – Strongly disagree
18. Efforts are made by the institute/ teachers to inculcate soft skills, life skills and employability skills to make you ready for the world of work.
- 4 – To a great extent
 - 3 – Moderate
 - 2 – Some what
 - 1 – Very little
 - 0 – Not at all
19. What percentage of teachers use ICT tools such as LCD projector, Multimedia, etc. while teaching.
- 4 – Above 90%
 - 3 – 70 – 89%
 - 2 – 50 – 69%
 - 1 – 30 – 49%
20. The overall quality of teaching-learning process in your institute is very good.
- 4 – Strongly agree
 - 3 – Agree
 - 2 – Neutral
 - 1 – Disagree
 - 0 – Strongly disagree
21. Give three observation / suggestions to improve the overall teaching – learning experience in your institution.

- a) make teaching in two way interact?
- b) Try to reach every student & ask for doubts.
- c) maintain note of the phases of the Chapter.



Nimra College of Pharmacy

Estd By : Nimra Educational Society (A Muslim Minority Society)
Approved by Pharmacy Council of India (PCI), New Delhi.
Affiliated to JNTU, Kakinada, Permitted by Govt. of A.P.
E-mail : principalncp@yahoo.in Website : www.nimra.in



Student Satisfaction Survey

Key Indicator - 2.7.1

Under Criterion II of Teaching – Learning and Evaluation

Guidelines for Students

NAAC (National Assessment and accreditation council) is conducting a Student Satisfaction Survey regarding Teaching – Learning and Evaluation, which will help to upgrade the quality in higher education. A student will have to respond to all the questions given in the following format with her/his sincere effort and thought. Her/his identity will not be revealed.

A) Please confirm this is the first and only time you answer this survey.

a) Yes b) No

B) Age: 20

C) College Name: Nimra collage of Pharmacy

D) Gender: a) Female b) Male c) Transgender

E) What degree program are you pursuing now?

a) Bachelor's b) Master's c) MPhil
d) Doctorate e) Other ()

F) What subject area are you currently pursuing?

a) Arts b) Commerce c) Science
d) Professional e) Other: () B. Pharmacy

Instructions to fill the questionnaire

- All questions should be compulsorily attempted.
- Each question has five responses, choose the most appropriate one.
- The response to the qualitative question no. 21 is student's opportunity to give suggestions or improvements; she/he can also mention weaknesses of the institute here. (Kindly restrict your response to teaching learning process only)

Criterion II – Teaching–Learning and Evaluation
Student Satisfaction Survey on Teaching Learning Process

Following are questions for online student satisfaction survey regarding teaching learning process.

1. How much of the syllabus was covered in the class?
 - 4 – 85 to 100%
 - 3 – 70 to 84%
 - 2 – 55 to 69%
 - 1 – 30 to 54%
 - 0 – Below 30%
2. How well did the teachers prepare for the classes?
 - 4 – Thoroughly
 - 3 – Satisfactorily
 - 2 – Poorly
 - 1 – Indifferently
 - 0 – Won't teach at all
3. How well were the teachers able to communicate?
 - 4 – Always effective
 - 3 – Sometimes effective
 - 2 – Just satisfactorily
 - 1 – Generally ineffective
 - 0 – Very poor communication
4. The teacher's approach to teaching can best be described as
 - 4 – Excellent
 - 3 – Very good
 - 2 – Good
 - 1 – Fair
 - 0 – Poor
5. Fairness of the internal evaluation process by the teachers.
 - 4 – Always fair
 - 3 – Usually fair
 - 2 – Sometimes unfair
 - 1 – Usually unfair
 - 0 – Unfair
6. Was your performance in assignments discussed with you?
 - 4 – Every time
 - 3 – Usually
 - 2 – Occasionally/Sometimes
 - 1 – Rarely
 - 0 – Never
7. The institute takes active interest in promoting internship, student exchange, field visit opportunities for students.
 - 4 – Regularly
 - 3 – Often
 - 2 – Sometimes
 - 1 – Rarely
 - 0 – Never

8. The teaching and mentoring process in your institution facilitates you in cognitive, social and emotional growth.

- 4 – Significantly
- 3 – Very well
- 2 – Moderately
- 1 – Marginally
- 0 – Not at all

9. The institution provides multiple opportunities to learn and grow.

- 4 – Strongly agree
- 3 – Agree
- 2 – Neutral
- 1 – Disagree
- 0 – Strongly disagree

10. Teachers inform you about your expected competencies, course outcomes and programme outcomes.

- 4 – Every time
- 3 – Usually
- 2 – Occasionally/Sometimes
- 1 – Rarely
- 0 – Never

11. Your mentor does a necessary follow-up with an assigned task to you.

- 4 – Every time
- 3 – Usually
- 2 – Occasionally/Sometimes
- 1 – Rarely
- 0 – I don't have a mentor

12. The teachers illustrate the concepts through examples and applications.

- 4 – Every time
- 3 – Usually
- 2 – Occasionally/Sometimes
- 1 – Rarely
- 0 – Never

13. The teachers identify your strengths and encourage you with providing right level of challenges.

- 4 – Fully
- 3 – Reasonably
- 2 – Partially
- 1 – Slightly
- 0 – Unable to

14. Teachers are able to identify your weaknesses and help you to overcome them.

- 4 – Every time
- 3 – Usually
- 2 – Occasionally/Sometimes
- 1 – Rarely
- 0 – Never

15. The institution makes effort to engage students in the monitoring, review and continuous quality improvement of the teaching learning process.

- 4 – Strongly agree
- 3 – Agree
- 2 – Neutral
- 1 – Disagree
- 0 – Strongly disagree

16. The institute/ teachers use student centric methods, such as experiential learning, participative learning and problem solving methodologies for enhancing learning experiences.

- 4 – To a great extent
- 3 – Moderate
- 2 – Some what
- 1 – Very little
- 0 – Not at all

17. Teachers encourage you to participate in extracurricular activities.

- 4 – Strongly agree
- 3 – Agree
- 2 – Neutral
- 1 – Disagree
- 0 – Strongly disagree

18. Efforts are made by the institute/ teachers to inculcate soft skills, life skills and employability skills to make you ready for the world of work.

- 4 – To a great extent
- 3 – Moderate
- 2 – Some what
- 1 – Very little
- 0 – Not at all

19. What percentage of teachers use ICT tools such as LCD projector, Multimedia, etc. while teaching.

- 4 – Above 90%
- 3 – 70 – 89%
- 2 – 50 – 69%
- 1 – 30 – 49%

20. The overall quality of teaching-learning process in your institute is very good.

- 4 – Strongly agree
- 3 – Agree
- 2 – Neutral
- 1 – Disagree
- 0 – Strongly disagree

21. Give three observation / suggestions to improve the overall teaching – learning experience in your institution.

- a) Every teacher's have the good interaction with students.
- b) The teacher's should maintain the notes for their subjects
- c) The teacher's should have the good experience



Nimra College of Pharmacy

Estd By : Nimra Educational Society (A Muslim Minority Society)
Approved by Pharmacy Council of India (PCI), New Delhi.
Affiliated to JNTU, Kakinada, Permitted by Govt. of A.P.
E-mail : principalncp@yahoo.in Website : www.nimra.in



Student Satisfaction Survey

Key Indicator - 2.7.1

Under Criterion II of Teaching – Learning and Evaluation

Guidelines for Students

NAAC (National Assessment and accreditation council) is conducting a Student Satisfaction Survey regarding Teaching – Learning and Evaluation, which will help to upgrade the quality in higher education. A student will have to respond to all the questions given in the following format with her/his sincere effort and thought. Her/his identity will not be revealed.

A) Please confirm this is the first and only time you answer this survey.

a) Yes b) No

B) Age: 21

C) College Name: NIMRA college of pharmacy.

D) Gender: a) Female b) Male c) Transgender

E) What degree program are you pursuing now?

a) Bachelor's b) Master's c) MPhil
d) Doctorate e) Other ()

F) What subject area are you currently pursuing?

a) Arts b) Commerce c) Science
d) Professional e) Other: () B-Pharmacy

Instructions to fill the questionnaire

- All questions should be compulsorily attempted.
- Each question has five responses, choose the most appropriate one.
- The response to the qualitative question no. 21 is student's opportunity to give suggestions or improvements; she/he can also mention weaknesses of the institute here. (Kindly restrict your response to teaching learning process only)

Criterion II – Teaching–Learning and Evaluation
Student Satisfaction Survey on Teaching Learning Process

Following are questions for online student satisfaction survey regarding teaching learning process.

1. How much of the syllabus was covered in the class?

- 4 – 85 to 100%
- 3 – 70 to 84%
- 2 – 55 to 69%
- 1 – 30 to 54%
- 0 – Below 30%

2. How well did the teachers prepare for the classes?

- 4 – Thoroughly
- 3 – Satisfactorily
- 2 – Poorly
- 1 – Indifferently
- 0 – Won't teach at all

3. How well were the teachers able to communicate?

- 4 – Always effective
- 3 – Sometimes effective
- 2 – Just satisfactorily
- 1 – Generally ineffective
- 0 – Very poor communication

4. The teacher's approach to teaching can best be described as

- 4 – Excellent
- 3 – Very good
- 2 – Good
- 1 – Fair
- 0 – Poor

5. Fairness of the internal evaluation process by the teachers.

- 4 – Always fair
- 3 – Usually fair
- 2 – Sometimes unfair
- 1 – Usually unfair
- 0 – Unfair

6. Was your performance in assignments discussed with you?

- 4 – Every time
- 3 – Usually
- 2 – Occasionally/Sometimes
- 1 – Rarely
- 0 – Never

7. The institute takes active interest in promoting internship, student exchange, field visit opportunities for students.

- 4 – Regularly
- 3 – Often
- 2 – Sometimes
- 1 – Rarely
- 0 – Never

8. The teaching and mentoring process in your institution facilitates you in cognitive, social and emotional growth.

- 4 – Significantly
- 3 – ~~Very well~~
- 2 – Moderately
- 1 – Marginally
- 0 – Not at all

9. The institution provides multiple opportunities to learn and grow.

- 4 – Strongly agree
- 3 – Agree
- 2 – Neutral
- 1 – Disagree
- 0 – Strongly disagree

10. Teachers inform you about your expected competencies, course outcomes and programme outcomes.

- 4 – Every time
- 3 – Usually
- 2 – Occasionally/Sometimes
- 1 – ~~Rarely~~
- 0 – Never

11. Your mentor does a necessary follow-up with an assigned task to you.

- 4 – Every time
- 3 – ~~Usually~~
- 2 – Occasionally/Sometimes
- 1 – Rarely
- 0 – I don't have a mentor

12. The teachers illustrate the concepts through examples and applications.

- 4 – Every time
- 3 – Usually
- 2 – ~~Occasionally/Sometimes~~
- 1 – Rarely
- 0 – Never

13. The teachers identify your strengths and encourage you with providing right level of challenges.

- 4 – Fully
- 3 – ~~Reasonably~~
- 2 – Partially
- 1 – Slightly
- 0 – Unable to

14. Teachers are able to identify your weaknesses and help you to overcome them.

- 4 – Every time
- 3 – Usually
- 2 – ~~Occasionally/Sometimes~~
- 1 – Rarely
- 0 – Never

15. The institution makes effort to engage students in the monitoring, review and continuous quality improvement of the teaching learning process.

- 4 – Strongly agree
- 3 – Agree
- 2 – Neutral
- 1 – Disagree
- 0 – Strongly disagree

16. The institute/ teachers use student centric methods, such as experiential learning, participative learning and problem solving methodologies for enhancing learning experiences.

- 4 – To a great extent
- 3 – Moderate
- 2 – Some what
- 1 – Very little
- 0 – Not at all

17. Teachers encourage you to participate in extracurricular activities.

- 4 – Strongly agree
- 3 – Agree
- 2 – Neutral
- 1 – Disagree
- 0 – Strongly disagree

18. Efforts are made by the institute/ teachers to inculcate soft skills, life skills and employability skills to make you ready for the world of work.

- 4 – To a great extent
- 3 – Moderate
- 2 – Some what
- 1 – Very little
- 0 – Not at all

19. What percentage of teachers use ICT tools such as LCD projector, Multimedia, etc. while teaching.

- 4 – Above 90%
- 3 – 70 – 89%
- 2 – 50 – 69%
- 1 – 30 – 49%

20. The overall quality of teaching-learning process in your institute is very good.

- 4 – Strongly agree
- 3 – Agree
- 2 – Neutral
- 1 – Disagree
- 0 – Strongly disagree

21. Give three observation / suggestions to improve the overall teaching – learning experience in your institution.

- a) Teaching learning.
- b) Maintaining the students.
- c) Changing the staff's.



Nimra College of Pharmacy

Estd By : Nimra Educational Society (A Muslim Minority Society)
Approved by Pharmacy Council of India (PCI), New Delhi.
Affiliated to JNTU, Kakinada, Permitted by Govt. of A.P.
E-mail : principalncp@yahoo.in Website : www.nimra.in



Student Satisfaction Survey

Key Indicator - 2.7.1

Under Criterion II of Teaching – Learning and Evaluation

Guidelines for Students

NAAC (National Assessment and accreditation council) is conducting a Student Satisfaction Survey regarding Teaching – Learning and Evaluation, which will help to upgrade the quality in higher education. A student will have to respond to all the questions given in the following format with her/his sincere effort and thought. Her/his identity will not be revealed.

A) Please confirm this is the first and only time you answer this survey.

a) Yes b) No

B) Age: 20

C) College Name: Nimra college of pharmacy.

D) Gender: a) Female b) Male c) Transgender

E) What degree program are you pursuing now?

a) Bachelor's b) Master's c) MPhil
d) Doctorate e) Other ()

F) What subject area are you currently pursuing?

a) Arts b) Commerce c) Science
d) Professional e) Other: () B.pharmacy

Instructions to fill the questionnaire

- All questions should be compulsorily attempted.
- Each question has five responses, choose the most appropriate one.
- The response to the qualitative question no. 21 is student's opportunity to give suggestions or improvements; she/he can also mention weaknesses of the institute here. (Kindly restrict your response to teaching learning process only)

Criterion II – Teaching–Learning and Evaluation
Student Satisfaction Survey on Teaching Learning Process

Following are questions for online student satisfaction survey regarding teaching learning process.

1. How much of the syllabus was covered in the class?

- 4 – 85 to 100%
- 3 – 70 to 84%
- 2 – 55 to 69%
- 1 – 30 to 54%
- 0 – Below 30%

2. How well did the teachers prepare for the classes?

- 4 – Thoroughly
- 3 – Satisfactorily
- 2 – Poorly
- 1 – Indifferently
- 0 – Won't teach at all

3. How well were the teachers able to communicate?

- 4 – Always effective
- 3 – Sometimes effective
- 2 – Just satisfactorily
- 1 – Generally ineffective
- 0 – Very poor communication

4. The teacher's approach to teaching can best be described as

- 4 – Excellent
- 3 – Very good
- 2 – Good
- 1 – Fair
- 0 – Poor

5. Fairness of the internal evaluation process by the teachers.

- 4 – Always fair
- 3 – Usually fair
- 2 – Sometimes unfair
- 1 – Usually unfair
- 0 – Unfair

6. Was your performance in assignments discussed with you?

- 4 – Every time
- 3 – Usually
- 2 – Occasionally/Sometimes
- 1 – Rarely
- 0 – Never

7. The institute takes active interest in promoting internship, student exchange, field visit opportunities for students.

- 4 – Regularly
- 3 – Often
- 2 – Sometimes
- 1 – Rarely
- 0 – Never

8. The teaching and mentoring process in your institution facilitates you in cognitive, social and emotional growth.

4 – Significantly

3 – Very well

2 – Moderately

1 – Marginally

0 – Not at all

9. The institution provides multiple opportunities to learn and grow.

4 – Strongly agree

3 – Agree

2 – Neutral

1 – Disagree

0 – Strongly disagree

10. Teachers inform you about your expected competencies, course outcomes and programme outcomes.

4 – Every time

3 – Usually

2 – Occasionally/Sometimes

1 – Rarely

0 – Never

11. Your mentor does a necessary follow-up with an assigned task to you.

4 – Every time

3 – Usually

2 – Occasionally/Sometimes

1 – Rarely

0 – I don't have a mentor

12. The teachers illustrate the concepts through examples and applications.

4 – Every time

3 – Usually

2 – Occasionally/Sometimes

1 – Rarely

0 – Never

13. The teachers identify your strengths and encourage you with providing right level of challenges.

4 – Fully

3 – Reasonably

2 – Partially

1 – Slightly

0 – Unable to

14. Teachers are able to identify your weaknesses and help you to overcome them.

4 – Every time

3 – Usually

2 – Occasionally/Sometimes

1 – Rarely

0 – Never

15. The institution makes effort to engage students in the monitoring, review and continuous quality improvement of the teaching learning process.

- 4 – Strongly agree
- 3 – Agree
- 2 – Neutral
- 1 – Disagree
- 0 – Strongly disagree

16. The institute/ teachers use student centric methods, such as experiential learning, participative learning and problem solving methodologies for enhancing learning experiences.

- 4 – To a great extent
- 3 – Moderate
- 2 – Some what
- 1 – Very little
- 0 – Not at all

17. Teachers encourage you to participate in extracurricular activities.

- 4 – Strongly agree
- 3 – Agree
- 2 – Neutral
- 1 – Disagree
- 0 – Strongly disagree

18. Efforts are made by the institute/ teachers to inculcate soft skills, life skills and employability skills to make you ready for the world of work.

- 4 – To a great extent
- 3 – Moderate
- 2 – Some what
- 1 – Very little
- 0 – Not at all

19. What percentage of teachers use ICT tools such as LCD projector, Multimedia, etc. while teaching.

- 4 – Above 90%
- 3 – 70 – 89%
- 2 – 50 – 69%
- 1 – 30 – 49%

20. The overall quality of teaching-learning process in your institute is very good.

- 4 – Strongly agree
- 3 – Agree
- 2 – Neutral
- 1 – Disagree
- 0 – Strongly disagree

21. Give three observation / suggestions to improve the overall teaching – learning experience in your institution.

- a) Use graphics & other visual media to keep students engaged.
- b) Try to reach out to every student & ask for their doubts.
- c) Ensuring Curriculum Knowledge.



Nimra College of Pharmacy

Estd By : Nimra Educational Society (A Muslim Minority Society)
Approved by Pharmacy Council of India (PCI), New Delhi.
Affiliated to JNTU, Kakinada, Permitted by Govt. of A.P.
E-mail : principalncp@yahoo.in Website : www.nimra.in



Student Satisfaction Survey

Key Indicator - 2.7.1

Under Criterion II of Teaching – Learning and Evaluation

Guidelines for Students

NAAC (National Assessment and accreditation council) is conducting a Student Satisfaction Survey regarding Teaching – Learning and Evaluation, which will help to upgrade the quality in higher education. A student will have to respond to all the questions given in the following format with her/his sincere effort and thought. Her/his identity will not be revealed.

A) Please confirm this is the first and only time you answer this survey.

a) Yes b) No

B) Age: 21 years C) College Name: Nimra college of Pharmacy

D) Gender: a) Female b) Male c) Transgender

E) What degree program are you pursuing now?

a) Bachelor's b) Master's c) MPhil

d) Doctorate e) Other (pharm-D)

F) What subject area are you currently pursuing?

a) Arts b) Commerce c) Science

d) Professional e) Other: (pharm-D)

Instructions to fill the questionnaire

- All questions should be compulsorily attempted.
- Each question has five responses, choose the most appropriate one.
- The response to the qualitative question no. 21 is student's opportunity to give suggestions or improvements; she/he can also mention weaknesses of the institute here. (Kindly restrict your response to teaching learning process only)

Criterion II – Teaching–Learning and Evaluation
Student Satisfaction Survey on Teaching Learning Process

Following are questions for online student satisfaction survey regarding teaching learning process.

1. How much of the syllabus was covered in the class?

4 – 85 to 100%

3 – 70 to 84%

2 – 55 to 69%

1 – 30 to 54%

0 – Below 30%

2. How well did the teachers prepare for the classes?

4 – Thoroughly

3 – Satisfactorily

2 – Poorly

1 – Indifferently

0 – Won't teach at all

3. How well were the teachers able to communicate?

4 – Always effective

3 – Sometimes effective

2 – Just satisfactorily

1 – Generally ineffective

0 – Very poor communication

4. The teacher's approach to teaching can best be described as

4 – Excellent

3 – Very good

2 – Good

1 – Fair

0 – Poor

5. Fairness of the internal evaluation process by the teachers.

4 – Always fair

3 – Usually fair

2 – Sometimes unfair

1 – Usually unfair

0 – Unfair

6. Was your performance in assignments discussed with you?

4 – Every time

3 – Usually

2 – Occasionally/Sometimes

1 – Rarely

0 – Never

7. The institute takes active interest in promoting internship, student exchange, field visit opportunities for students.

4 – Regularly

3 – Often

2 – Sometimes

1 – Rarely

0 – Never

8. The teaching and mentoring process in your institution facilitates you in cognitive, social and emotional growth.

4 – Significantly

3 – Very well

2 – Moderately

1 – Marginally

0 – Not at all

9. The institution provides multiple opportunities to learn and grow.

4 – Strongly agree

3 – Agree

2 – Neutral

1 – Disagree

0 – Strongly disagree

10. Teachers inform you about your expected competencies, course outcomes and programme outcomes.

4 – Every time

3 – Usually

2 – Occasionally/Sometimes

1 – Rarely

0 – Never

11. Your mentor does a necessary follow-up with an assigned task to you.

4 – Every time

3 – Usually

2 – Occasionally/Sometimes

1 – Rarely

0 – I don't have a mentor

12. The teachers illustrate the concepts through examples and applications.

4 – Every time

3 – Usually

2 – Occasionally/Sometimes

1 – Rarely

0 – Never

13. The teachers identify your strengths and encourage you with providing right level of challenges.

4 – Fully

3 – Reasonably

2 – Partially

1 – Slightly

0 – Unable to

14. Teachers are able to identify your weaknesses and help you to overcome them.

4 – Every time

3 – Usually

2 – Occasionally/Sometimes

1 – Rarely

0 – Never

15. The institution makes effort to engage students in the monitoring, review and continuous quality improvement of the teaching learning process.

4 – Strongly agree

3 – Agree

2 – Neutral

1 – Disagree

0 – Strongly disagree

16. The institute/ teachers use student centric methods, such as experiential learning, participative learning and problem solving methodologies for enhancing learning experiences.

4 – To a great extent

3 – Moderate

2 – Some what

1 – Very little

0 – Not at all

17. Teachers encourage you to participate in extracurricular activities.

4 – Strongly agree

3 – Agree

2 – Neutral

1 – Disagree

0 – Strongly disagree

18. Efforts are made by the institute/ teachers to inculcate soft skills, life skills and employability skills to make you ready for the world of work.

4 – To a great extent

3 – Moderate

2 – Some what

1 – Very little

0 – Not at all

19. What percentage of teachers use ICT tools such as LCD projector, Multimedia, etc. while teaching.

4 – Above 90%

3 – 70 – 89%

2 – 50 – 69%

1 – 30 – 49%

20. The overall quality of teaching-learning process in your institute is very good.

4 – Strongly agree

3 – Agree

2 – Neutral

1 – Disagree

0 – Strongly disagree

21. Give three observation / suggestions to improve the overall teaching – learning experience in your institution.

- a) make teaching interactive
- b) identify student weaknesses
- c) teach with examples



Nimra College of Pharmacy

Estd By : Nimra Educational Society (A Muslim Minority Society)
Approved by Pharmacy Council of India (PCI), New Delhi.
Affiliated to JNTU, Kakinada, Permitted by Govt. of A.P.
E-mail : principalncp@yahoo.in Website : www.nimra.in



Student Satisfaction Survey

Key Indicator - 2.7.1

Under Criterion II of Teaching – Learning and Evaluation

Guidelines for Students

NAAC (National Assessment and accreditation council) is conducting a Student Satisfaction Survey regarding Teaching – Learning and Evaluation, which will help to upgrade the quality in higher education. A student will have to respond to all the questions given in the following format with her/his sincere effort and thought. Her/his identity will not be revealed.

A) Please confirm this is the first and only time you answer this survey.

a) Yes b) No

B) Age: 20 C) College Name: Nimra college of Pharmacy

D) Gender: a) Female b) Male c) Transgender

E) What degree program are you pursuing now?

a) Bachelor's b) Master's c) MPhil
d) Doctorate e) Other ()

F) What subject area are you currently pursuing?

a) Arts b) Commerce c) Science
d) Professional e) Other: () B. Pharmacy

Instructions to fill the questionnaire

- All questions should be compulsorily attempted.
- Each question has five responses, choose the most appropriate one.
- The response to the qualitative question no. 21 is student's opportunity to give suggestions or improvements; she/he can also mention weaknesses of the institute here. (Kindly restrict your response to teaching learning process only)

Criterion II – Teaching–Learning and Evaluation
Student Satisfaction Survey on Teaching Learning Process

Following are questions for online student satisfaction survey regarding teaching learning process.

1. How much of the syllabus was covered in the class?

- 4 – 85 to 100%
- 3 – 70 to 84%
- 2 – 55 to 69%
- 1 – 30 to 54%
- 0 – Below 30%

2. How well did the teachers prepare for the classes?

- 4 – Thoroughly
- 3 – Satisfactorily
- 2 – Poorly
- 1 – Indifferently
- 0 – Won't teach at all

3. How well were the teachers able to communicate?

- 4 – Always effective
- 3 – Sometimes effective
- 2 – Just satisfactorily
- 1 – Generally ineffective
- 0 – Very poor communication

4. The teacher's approach to teaching can best be described as

- 4 – Excellent
- 3 – Very good
- 2 – Good
- 1 – Fair
- 0 – Poor

5. Fairness of the internal evaluation process by the teachers.

- 4 – Always fair
- 3 – Usually fair
- 2 – Sometimes unfair
- 1 – Usually unfair
- 0 – Unfair

6. Was your performance in assignments discussed with you?

- 4 – Every time
- 3 – Usually
- 2 – Occasionally/Sometimes
- 1 – Rarely
- 0 – Never

7. The institute takes active interest in promoting internship, student exchange, field visit opportunities for students.

- 4 – Regularly
- 3 – Often
- 2 – Sometimes
- 1 – Rarely
- 0 – Never

8. The teaching and mentoring process in your institution facilitates you in cognitive, social and emotional growth.

4 – Significantly

3 – Very well

2 – Moderately

1 – Marginally

0 – Not at all

9. The institution provides multiple opportunities to learn and grow.

4 – Strongly agree

3 – Agree

2 – Neutral

1 – Disagree

0 – Strongly disagree

10. Teachers inform you about your expected competencies, course outcomes and programme outcomes.

4 – Every time

3 – Usually

2 – Occasionally/Sometimes

1 – Rarely

0 – Never

11. Your mentor does a necessary follow-up with an assigned task to you.

4 – Every time

3 – Usually

2 – Occasionally/Sometimes

1 – Rarely

0 – I don't have a mentor

12. The teachers illustrate the concepts through examples and applications.

4 – Every time

3 – Usually

2 – Occasionally/Sometimes

1 – Rarely

0 – Never

13. The teachers identify your strengths and encourage you with providing right level of challenges.

4 – Fully

3 – Reasonably

2 – Partially

1 – Slightly

0 – Unable to

14. Teachers are able to identify your weaknesses and help you to overcome them.

4 – Every time

3 – Usually

2 – Occasionally/Sometimes

1 – Rarely

0 – Never

15. The institution makes effort to engage students in the monitoring, review and continuous quality improvement of the teaching learning process.

- 4 – Strongly agree
- 3 – Agree
- 2 – Neutral
- 1 – Disagree
- 0 – Strongly disagree

16. The institute/ teachers use student centric methods, such as experiential learning, participative learning and problem solving methodologies for enhancing learning experiences.

- 4 – To a great extent
- 3 – Moderate
- 2 – Some what
- 1 – Very little
- 0 – Not at all

17. Teachers encourage you to participate in extracurricular activities.

- 4 – Strongly agree
- 3 – Agree
- 2 – Neutral
- 1 – Disagree
- 0 – Strongly disagree

18. Efforts are made by the institute/ teachers to inculcate soft skills, life skills and employability skills to make you ready for the world of work.

- 4 – To a great extent
- 3 – Moderate
- 2 – Some what
- 1 – Very little
- 0 – Not at all

19. What percentage of teachers use ICT tools such as LCD projector, Multimedia, etc. while teaching.

- 4 – Above 90%
- 3 – 70 – 89%
- 2 – 50 – 69%
- 1 – 30 – 49%

20. The overall quality of teaching-learning process in your institute is very good.

- 4 – Strongly agree
- 3 – Agree
- 2 – Neutral
- 1 – Disagree
- 0 – Strongly disagree

21. Give three observation / suggestions to improve the overall teaching – learning experience in your institution.

- a) Use technology
- b) Make teaching a two-way interaction
- c) Use real-world examples



Nimra College of Pharmacy

Estd By : Nimra Educational Society (A Muslim Minority Society)
Approved by Pharmacy Council of India (PCI), New Delhi.
Affiliated to JNTU, Kakinada, Permitted by Govt. of A.P.
E-mail : principalncp@yahoo.in Website : www.nimra.in



Student Satisfaction Survey

Key Indicator - 2.7.1

Under Criterion II of Teaching – Learning and Evaluation

Guidelines for Students

NAAC (National Assessment and accreditation council) is conducting a Student Satisfaction Survey regarding Teaching – Learning and Evaluation, which will help to upgrade the quality in higher education. A student will have to respond to all the questions given in the following format with her/his sincere effort and thought. Her/his identity will not be revealed.

A) Please confirm this is the first and only time you answer this survey.

a) Yes b) No

B) Age: 20

C) College Name: Nimra College of Pharmacy

D) Gender: a) Female b) Male c) Transgender

E) What degree program are you pursuing now?

a) Bachelor's b) Master's c) MPhil
d) Doctorate e) Other ()

F) What subject area are you currently pursuing?

a) Arts b) Commerce c) Science
d) Professional e) Other: () B - Pharmacy

Instructions to fill the questionnaire

- All questions should be compulsorily attempted.
- Each question has five responses, choose the most appropriate one.
- The response to the qualitative question no. 21 is student's opportunity to give suggestions or improvements; she/he can also mention weaknesses of the institute here. (Kindly restrict your response to teaching learning process only)

Criterion II – Teaching–Learning and Evaluation
Student Satisfaction Survey on Teaching Learning Process

Following are questions for online student satisfaction survey regarding teaching learning process.

1. How much of the syllabus was covered in the class?
 - 4 – 85 to 100%
 - 3 – 70 to 84%
 - 2 – 55 to 69%
 - 1 – 30 to 54%
 - 0 – Below 30%
2. How well did the teachers prepare for the classes?
 - 4 – Thoroughly
 - 3 – Satisfactorily
 - 2 – Poorly
 - 1 – Indifferently
 - 0 – Won't teach at all
3. How well were the teachers able to communicate?
 - 4 – Always effective
 - 3 – Sometimes effective
 - 2 – Just satisfactorily
 - 1 – Generally ineffective
 - 0 – Very poor communication
4. The teacher's approach to teaching can best be described as
 - 4 – Excellent
 - 3 – Very good
 - 2 – Good
 - 1 – Fair
 - 0 – Poor
5. Fairness of the internal evaluation process by the teachers.
 - 4 – Always fair
 - 3 – Usually fair
 - 2 – Sometimes unfair
 - 1 – Usually unfair
 - 0 – Unfair
6. Was your performance in assignments discussed with you?
 - 4 – Every time
 - 3 – Usually
 - 2 – Occasionally/Sometimes
 - 1 – Rarely
 - 0 – Never
7. The institute takes active interest in promoting internship, student exchange, field visit opportunities for students.
 - 4 – Regularly
 - 3 – Often
 - 2 – Sometimes
 - 1 – Rarely
 - 0 – Never

8. The teaching and mentoring process in your institution facilitates you in cognitive, social and emotional growth.

- 4 – Significantly
- Very well
- 2 – Moderately
- 1 – Marginally
- 0 – Not at all

9. The institution provides multiple opportunities to learn and grow.

- 4 – Strongly agree
- Agree
- 2 – Neutral
- 1 – Disagree
- 0 – Strongly disagree

10. Teachers inform you about your expected competencies, course outcomes and programme outcomes.

- 4 – Every time
- Usually
- 2 – Occasionally/Sometimes
- 1 – Rarely
- 0 – Never

11. Your mentor does a necessary follow-up with an assigned task to you.

- Every time
- 3 – Usually
- 2 – Occasionally/Sometimes
- 1 – Rarely
- 0 – I don't have a mentor

12. The teachers illustrate the concepts through examples and applications.

- Every time
- 3 – Usually
- 2 – Occasionally/Sometimes
- 1 – Rarely
- 0 – Never

13. The teachers identify your strengths and encourage you with providing right level of challenges.

- 4 – Fully
- Reasonably
- 2 – Partially
- 1 – Slightly
- 0 – Unable to

14. Teachers are able to identify your weaknesses and help you to overcome them.

- Every time
- 3 – Usually
- 2 – Occasionally/Sometimes
- 1 – Rarely
- 0 – Never

15. The institution makes effort to engage students in the monitoring, review and continuous quality improvement of the teaching learning process.

- 4 – Strongly agree
- 3 – Agree
- 2 – Neutral
- 1 – Disagree
- 0 – Strongly disagree

16. The institute/ teachers use student centric methods, such as experiential learning, participative learning and problem solving methodologies for enhancing learning experiences.

- 4 – To a great extent
- 3 – Moderate
- 2 – Some what
- 1 – Very little
- 0 – Not at all

17. Teachers encourage you to participate in extracurricular activities.

- 4 – Strongly agree
- 3 – Agree
- 2 – Neutral
- 1 – Disagree
- 0 – Strongly disagree

18. Efforts are made by the institute/ teachers to inculcate soft skills, life skills and employability skills to make you ready for the world of work.

- 4 – To a great extent
- 3 – Moderate
- 2 – Some what
- 1 – Very little
- 0 – Not at all

19. What percentage of teachers use ICT tools such as LCD projector, Multimedia, etc. while teaching.


- 4 – Above 90%
- 3 – 70 – 89%
- 2 – 50 – 69%
- 1 – 30 – 49%

20. The overall quality of teaching-learning process in your institute is very good.

- 4 – Strongly agree
- 3 – Agree
- 2 – Neutral
- 1 – Disagree
- 0 – Strongly disagree

21. Give three observation / suggestions to improve the overall teaching – learning experience in your institution.

- a) Prioritize student relationships.
- b) Make expectations clear
- c) Empower parents.



Nimra College of Pharmacy

Estd By : Nimra Educational Society (A Muslim Minority Society)
Approved by Pharmacy Council of India (PCI), New Delhi.
Affiliated to JNTU, Kakinada, Permitted by Govt. of A.P.
E-mail : principalncp@yahoo.in Website : www.nimra.in



Student Satisfaction Survey

Key Indicator - 2.7.1

Under Criterion II of Teaching – Learning and Evaluation

Guidelines for Students

NAAC (National Assessment and accreditation council) is conducting a Student Satisfaction Survey regarding Teaching – Learning and Evaluation, which will help to upgrade the quality in higher education. A student will have to respond to all the questions given in the following format with her/his sincere effort and thought. Her/his identity will not be revealed.

A) Please confirm this is the first and only time you answer this survey.

a) Yes b) No

B) Age: 21 years C) College Name: Nimra college of pharmacy

D) Gender: a) Female b) Male c) Transgender

E) What degree program are you pursuing now?

a) Bachelor's b) Master's c) MPhil
d) Doctorate e) Other (pharm D)

F) What subject area are you currently pursuing?

a) Arts b) Commerce c) Science
d) Professional e) Other: (pharm p)

Instructions to fill the questionnaire

- All questions should be compulsorily attempted.
- Each question has five responses, choose the most appropriate one.
- The response to the qualitative question no. 21 is student's opportunity to give suggestions or improvements; she/he can also mention weaknesses of the institute here. (Kindly restrict your response to teaching learning process only)

8. The teaching and mentoring process in your institution facilitates you in cognitive, social and emotional growth.

- ✓ 4 – Significantly
- 3 – Very well
- 2 – Moderately
- 1 – Marginally
- 0 – Not at all

9. The institution provides multiple opportunities to learn and grow.

- ✓ 4 – Strongly agree
- 3 – Agree
- 2 – Neutral
- 1 – Disagree
- 0 – Strongly disagree

10. Teachers inform you about your expected competencies, course outcomes and programme outcomes.

- ✓ 4 – Every time
- 3 – Usually
- 2 – Occasionally/Sometimes
- 1 – Rarely
- 0 – Never

11. Your mentor does a necessary follow-up with an assigned task to you.

- ✓ 4 – Every time
- 3 – Usually
- 2 – Occasionally/Sometimes
- 1 – Rarely
- 0 – I don't have a mentor

12. The teachers illustrate the concepts through examples and applications.

- ✓ 4 – Every time
- 3 – Usually
- 2 – Occasionally/Sometimes
- 1 – Rarely
- 0 – Never

13. The teachers identify your strengths and encourage you with providing right level of challenges.

- ✓ 4 – Fully
- 3 – Reasonably
- 2 – Partially
- 1 – Slightly
- 0 – Unable to

14. Teachers are able to identify your weaknesses and help you to overcome them.

- ✓ 4 – Every time
- 3 – Usually
- 2 – Occasionally/Sometimes
- 1 – Rarely
- 0 – Never

Criterion II – Teaching–Learning and Evaluation
Student Satisfaction Survey on Teaching Learning Process

Following are questions for online student satisfaction survey regarding teaching learning process.

1. How much of the syllabus was covered in the class?

- 4 – 85 to 100%
- 3 – 70 to 84%
- 2 – 55 to 69%
- 1– 30 to 54%
- 0 –Below 30%

2. How well did the teachers prepare for the classes?

- 4 –Thoroughly
- 3 – Satisfactorily
- 2 – Poorly
- 1 – Indifferently
- 0 – Won't teach at all

3. How well were the teachers able to communicate?

- 4 – Always effective
- 3 – Sometimes effective
- 2 – Just satisfactorily
- 1– Generally ineffective
- 0– Very poor communication

4. The teacher's approach to teaching can best be described as

- 4– Excellent
- 3 – Very good
- 2 – Good
- 1 – Fair
- 0– Poor

5. Fairness of the internal evaluation process by the teachers.

- 4 – Always fair
- 3 – Usually fair
- 2 – Sometimes unfair
- 1 – Usually unfair
- 0– Unfair

6. Was your performance in assignments discussed with you?

- 4 – Every time
- 3 – Usually
- 2 – Occasionally/Sometimes
- 1 – Rarely
- 0– Never

7. The institute takes active interest in promoting internship, student exchange, field visit opportunities for students.

- 4 – Regularly
- 3 – Often
- 2 – Sometimes
- 1 – Rarely
- 0– Never

15. The institution makes effort to engage students in the monitoring, review and continuous quality improvement of the teaching learning process.

- ✓ 4 – Strongly agree
- 3 – Agree
- 2 – Neutral
- 1 – Disagree
- 0 – Strongly disagree

16. The institute/ teachers use student centric methods, such as experiential learning, participative learning and problem solving methodologies for enhancing learning experiences.

- ✓ 4 – To a great extent
- 3 – Moderate
- 2 – Some what
- 1 – Very little
- 0 – Not at all

17. Teachers encourage you to participate in extracurricular activities.

- ✓ 4 – Strongly agree
- 3 – Agree
- 2 – Neutral
- 1 – Disagree
- 0 – Strongly disagree

18. Efforts are made by the institute/ teachers to inculcate soft skills, life skills and employability skills to make you ready for the world of work.

- ✓ 4 – To a great extent
- 3 – Moderate
- 2 – Some what
- 1 – Very little
- 0 – Not at all

19. What percentage of teachers use ICT tools such as LCD projector, Multimedia, etc. while teaching.

- ✓ 4 – Above 90%
- 3 – 70 – 89%
- 2 – 50 – 69%
- 1 – 30 – 49%

20. The overall quality of teaching-learning process in your institute is very good.

- ✓ 4 – Strongly agree
- 3 – Agree
- 2 – Neutral
- 1 – Disagree
- 0 – Strongly disagree

21. Give three observation / suggestions to improve the overall teaching – learning experience in your institution.

- a) Use visual media and graphics to engage students.
- b) Reach out to every students and ask for their doubts.
- c) Make teaching a two-way interactions



Nimra College of Pharmacy

Estd By : Nimra Educational Society (A Muslim Minority Society)
Approved by Pharmacy Council of India (PCI), New Delhi.
Affiliated to JNTU, Kakinada, Permitted by Govt. of A.P.
E-mail : principalncp@yahoo.in Website : www.nimra.in



Student Satisfaction Survey

Key Indicator - 2.7.1

Under Criterion II of Teaching – Learning and Evaluation

Guidelines for Students

NAAC (National Assessment and accreditation council) is conducting a Student Satisfaction Survey regarding Teaching – Learning and Evaluation, which will help to upgrade the quality in higher education. A student will have to respond to all the questions given in the following format with her/his sincere effort and thought. Her/his identity will not be revealed.

A) Please confirm this is the first and only time you answer this survey.

a) Yes b) No

B) Age: 20 years C) College Name: Nimra college of pharmacy

D) Gender: a) Female b) Male c) Transgender

E) What degree program are you pursuing now?

a) Bachelor's b) Master's c) MPhil
d) Doctorate e) Other ()

F) What subject area are you currently pursuing?

a) Arts b) Commerce c) Science
d) Professional e) Other: (pharm-D)

Instructions to fill the questionnaire

- All questions should be compulsorily attempted.
- Each question has five responses, choose the most appropriate one.
- The response to the qualitative question no. 21 is student's opportunity to give suggestions or improvements; she/he can also mention weaknesses of the institute here. (Kindly restrict your response to teaching learning process only)

Criterion II – Teaching–Learning and Evaluation
Student Satisfaction Survey on Teaching Learning Process

Following are questions for online student satisfaction survey regarding teaching learning process.

1. How much of the syllabus was covered in the class?
 4 – 85 to 100%
3 – 70 to 84%
2 – 55 to 69%
1 – 30 to 54%
0 – Below 30%
2. How well did the teachers prepare for the classes?
 4 – Thoroughly
3 – Satisfactorily
2 – Poorly
1 – Indifferently
0 – Won't teach at all
3. How well were the teachers able to communicate?
 4 – Always effective
3 – Sometimes effective
2 – Just satisfactorily
1 – Generally ineffective
0 – Very poor communication
4. The teacher's approach to teaching can best be described as
4 – Excellent
 3 – Very good
2 – Good
1 – Fair
0 – Poor
5. Fairness of the internal evaluation process by the teachers.
 4 – Always fair
3 – Usually fair
2 – Sometimes unfair
1 – Usually unfair
0 – Unfair
6. Was your performance in assignments discussed with you?
 4 – Every time
3 – Usually
2 – Occasionally/Sometimes
1 – Rarely
0 – Never
7. The institute takes active interest in promoting internship, student exchange, field visit opportunities for students.
 4 – Regularly
3 – Often
2 – Sometimes
1 – Rarely
0 – Never

8. The teaching and mentoring process in your institution facilitates you in cognitive, social and emotional growth.

- 4 – Significantly
- 3 – Very well
- 2 – Moderately
- 1 – Marginally
- 0 – Not at all

9. The institution provides multiple opportunities to learn and grow.

- 4 – Strongly agree
- 3 – Agree
- 2 – Neutral
- 1 – Disagree
- 0 – Strongly disagree

10. Teachers inform you about your expected competencies, course outcomes and programme outcomes.

- 4 – Every time
- 3 – Usually
- 2 – Occasionally/Sometimes
- 1 – Rarely
- 0 – Never

11. Your mentor does a necessary follow-up with an assigned task to you.

- 4 – Every time
- 3 – Usually
- 2 – Occasionally/Sometimes
- 1 – Rarely
- 0 – I don't have a mentor

12. The teachers illustrate the concepts through examples and applications.

- 4 – Every time
- 3 – Usually
- 2 – Occasionally/Sometimes
- 1 – Rarely
- 0 – Never

13. The teachers identify your strengths and encourage you with providing right level of challenges.

- 4 – Fully
- 3 – Reasonably
- 2 – Partially
- 1 – Slightly
- 0 – Unable to

14. Teachers are able to identify your weaknesses and help you to overcome them.

- 4 – Every time
- 3 – Usually
- 2 – Occasionally/Sometimes
- 1 – Rarely
- 0 – Never

15. The institution makes effort to engage students in the monitoring, review and continuous quality improvement of the teaching learning process.

- 4 – Strongly agree
- 3 – Agree
- 2 – Neutral
- 1 – Disagree
- 0 – Strongly disagree

16. The institute/ teachers use student centric methods, such as experiential learning, participative learning and problem solving methodologies for enhancing learning experiences.

- 4 – To a great extent
- 3 – Moderate
- 2 – Some what
- 1 – Very little
- 0 – Not at all

17. Teachers encourage you to participate in extracurricular activities.

- 4 – Strongly agree
- 3 – Agree
- 2 – Neutral
- 1 – Disagree
- 0 – Strongly disagree

18. Efforts are made by the institute/ teachers to inculcate soft skills, life skills and employability skills to make you ready for the world of work.

- 4 – To a great extent
- 3 – Moderate
- 2 – Some what
- 1 – Very little
- 0 – Not at all

19. What percentage of teachers use ICT tools such as LCD projector, Multimedia, etc. while teaching.

- 4 – Above 90%
- 3 – 70 – 89%
- 2 – 50 – 69%
- 1 – 30 – 49%

20. The overall quality of teaching-learning process in your institute is very good.

- 4 – Strongly agree
- 3 – Agree
- 2 – Neutral
- 1 – Disagree
- 0 – Strongly disagree

21. Give three observation / suggestions to improve the overall teaching – learning experience in your institution.

- a) Try to reach out to every student & ask for their doubts
- b) Use visual media & graphics to engage students.
- c) Make teaching a two-way interaction.



Nimra College of Pharmacy

Estd By : Nimra Educational Society (A Muslim Minority Society)
Approved by Pharmacy Council of India (PCI), New Delhi.
Affiliated to JNTU, Kakinada, Permitted by Govt. of A.P.
E-mail : principalncp@yahoo.in Website : www.nimra.in



Student Satisfaction Survey

Key Indicator - 2.7.1

Under Criterion II of Teaching – Learning and Evaluation

Guidelines for Students

NAAC (National Assessment and accreditation council) is conducting a Student Satisfaction Survey regarding Teaching – Learning and Evaluation, which will help to upgrade the quality in higher education. A student will have to respond to all the questions given in the following format with her/his sincere effort and thought. Her/his identity will not be revealed.

A) Please confirm this is the first and only time you answer this survey.

a) Yes b) No

B) Age: 21

C) College Name: Nimra college of pharmacy.

D) Gender: a) Female b) Male c) Transgender

E) What degree program are you pursuing now?

a) Bachelor's b) Master's c) MPhil

d) Doctorate e) Other (B.pharmacy)

F) What subject area are you currently pursuing?

a) Arts b) Commerce c) Science

d) Professional e) Other: ()

Instructions to fill the questionnaire

- All questions should be compulsorily attempted.
- Each question has five responses, choose the most appropriate one.
- The response to the qualitative question no. 21 is student's opportunity to give suggestions or improvements; she/he can also mention weaknesses of the institute here. (Kindly restrict your response to teaching learning process only)

Criterion II – Teaching–Learning and Evaluation
Student Satisfaction Survey on Teaching Learning Process

Following are questions for online student satisfaction survey regarding teaching learning process.

1. How much of the syllabus was covered in the class?
 - 4 – 85 to 100% ✓
 - 3 – 70 to 84%
 - 2 – 55 to 69%
 - 1– 30 to 54%
 - 0 –Below 30%
2. How well did the teachers prepare for the classes?
 - 4 –Thoroughly
 - 3 – Satisfactorily ✓
 - 2 – Poorly
 - 1 – Indifferently
 - 0 – Won't teach at all
3. How well were the teachers able to communicate?
 - 4 – Always effective
 - 3 – Sometimes effective ✓
 - 2 – Just satisfactorily
 - 1– Generally ineffective
 - 0– Very poor communication
4. The teacher's approach to teaching can best be described as
 - 4– Excellent ✓
 - 3 – Very good
 - 2 – Good
 - 1 – Fair
 - 0– Poor
5. Fairness of the internal evaluation process by the teachers.
 - 4 – Always fair ✓
 - 3 – Usually fair
 - 2 – Sometimes unfair
 - 1 – Usually unfair
 - 0– Unfair
6. Was your performance in assignments discussed with you?
 - 4 – Every time
 - 3 – Usually ✓
 - 2 – Occasionally/Sometimes
 - 1 – Rarely
 - 0– Never
7. The institute takes active interest in promoting internship, student exchange, field visit opportunities for students.
 - 4 – Regularly ✓
 - 3 – Often
 - 2 – Sometimes
 - 1 – Rarely
 - 0– Never

8. The teaching and mentoring process in your institution facilitates you in cognitive, social and emotional growth.

- 4 – Significantly
- 3 – Very well ✓
- 2 – Moderately
- 1 – Marginally
- 0 – Not at all

9. The institution provides multiple opportunities to learn and grow.

- 4 – Strongly agree ✓
- 3 – Agree
- 2 – Neutral
- 1 – Disagree
- 0 – Strongly disagree

10. Teachers inform you about your expected competencies, course outcomes and programme outcomes.

- 4 – Every time ✓
- 3 – Usually
- 2 – Occasionally/Sometimes
- 1 – Rarely
- 0 – Never

11. Your mentor does a necessary follow-up with an assigned task to you.

- 4 – Every time
- 3 – Usually ✓
- 2 – Occasionally/Sometimes
- 1 – Rarely
- 0 – I don't have a mentor

12. The teachers illustrate the concepts through examples and applications.

- 4 – Every time
- 3 – Usually ✓
- 2 – Occasionally/Sometimes
- 1 – Rarely
- 0 – Never

13. The teachers identify your strengths and encourage you with providing right level of challenges.

- 4 – Fully ✓
- 3 – Reasonably
- 2 – Partially
- 1 – Slightly
- 0 – Unable to

14. Teachers are able to identify your weaknesses and help you to overcome them.

- 4 – Every time ✓
- 3 – Usually
- 2 – Occasionally/Sometimes
- 1 – Rarely
- 0 – Never

15. The institution makes effort to engage students in the monitoring, review and continuous quality improvement of the teaching learning process.

- 4 – Strongly agree ✓
- 3 – Agree
- 2 – Neutral
- 1 – Disagree
- 0 – Strongly disagree

16. The institute/ teachers use student centric methods, such as experiential learning, participative learning and problem solving methodologies for enhancing learning experiences.

- 4 – To a great extent
- 3 – Moderate ✓
- 2 – Some what
- 1 – Very little
- 0 – Not at all

17. Teachers encourage you to participate in extracurricular activities.

- 4 – Strongly agree
- 3 – Agree ✓
- 2 – Neutral
- 1 – Disagree
- 0 – Strongly disagree

18. Efforts are made by the institute/ teachers to inculcate soft skills, life skills and employability skills to make you ready for the world of work.

- 4 – To a great extent ✓
- 3 – Moderate
- 2 – Some what
- 1 – Very little
- 0 – Not at all

19. What percentage of teachers use ICT tools such as LCD projector, Multimedia, etc. while teaching.


- 4 – Above 90% ✓
- 3 – 70 – 89%
- 2 – 50 – 69%
- 1 – 30 – 49%

20. The overall quality of teaching-learning process in your institute is very good.

- 4 – Strongly agree ✓
- 3 – Agree
- 2 – Neutral
- 1 – Disagree
- 0 – Strongly disagree

21. Give three observation / suggestions to improve the overall teaching – learning experience in your institution.

- a) prioritize regular feedback & assessment
- b) utilize technology to enhance learning
- c) collaborate with industry partners.



Nimra College of Pharmacy

Estd By : Nimra Educational Society (A Muslim Minority Society)
Approved by Pharmacy Council of India (PCI), New Delhi.
Affiliated to JNTU, Kakinada, Permitted by Govt. of A.P.
E-mail : principalncp@yahoo.in Website : www.nimra.in



Student Satisfaction Survey

Key Indicator - 2.7.1

Under Criterion II of Teaching – Learning and Evaluation

Guidelines for Students

NAAC (National Assessment and accreditation council) is conducting a Student Satisfaction Survey regarding Teaching – Learning and Evaluation, which will help to upgrade the quality in higher education. A student will have to respond to all the questions given in the following format with her/his sincere effort and thought. Her/his identity will not be revealed.

A) Please confirm this is the first and only time you answer this survey.

a) Yes b) No

B) Age: 20

C) College Name: Nimra college of Pharmacy

D) Gender: a) Female b) Male c) Transgender

E) What degree program are you pursuing now?

a) Bachelor's b) Master's c) MPhil
d) Doctorate e) Other ()

F) What subject area are you currently pursuing?

a) Arts b) Commerce c) Science
d) Professional e) Other: () B.Pharmacy

Instructions to fill the questionnaire

- All questions should be compulsorily attempted.
- Each question has five responses, choose the most appropriate one.
- The response to the qualitative question no. 21 is student's opportunity to give suggestions or improvements; she/he can also mention weaknesses of the institute here. (Kindly restrict your response to teaching learning process only)

Criterion II – Teaching–Learning and Evaluation
Student Satisfaction Survey on Teaching Learning Process

Following are questions for online student satisfaction survey regarding teaching learning process.

1. How much of the syllabus was covered in the class?
 - 4 – 85 to 100%
 - 3 – 70 to 84%
 - 2 – 55 to 69%
 - 1 – 30 to 54%
 - 0 – Below 30%
2. How well did the teachers prepare for the classes?
 - 4 – Thoroughly
 - 3 – Satisfactorily
 - 2 – Poorly
 - 1 – Indifferently
 - 0 – Won't teach at all
3. How well were the teachers able to communicate?
 - 4 – Always effective
 - 3 – Sometimes effective
 - 2 – Just satisfactorily
 - 1 – Generally ineffective
 - 0 – Very poor communication
4. The teacher's approach to teaching can best be described as
 - 4 – Excellent
 - 3 – Very good
 - 2 – Good
 - 1 – Fair
 - 0 – Poor
5. Fairness of the internal evaluation process by the teachers.
 - 4 – Always fair
 - 3 – Usually fair
 - 2 – Sometimes unfair
 - 1 – Usually unfair
 - 0 – Unfair
6. Was your performance in assignments discussed with you?
 - 4 – Every time
 - 3 – Usually
 - 2 – Occasionally/Sometimes
 - 1 – Rarely
 - 0 – Never
7. The institute takes active interest in promoting internship, student exchange, field visit opportunities for students.
 - 4 – Regularly
 - 3 – Often
 - 2 – Sometimes
 - 1 – Rarely
 - 0 – Never

8. The teaching and mentoring process in your institution facilitates you in cognitive, social and emotional growth.

- 4 – Significantly
- 3 – Very well
- 2 – Moderately
- 1 – Marginally
- 0 – Not at all

9. The institution provides multiple opportunities to learn and grow.

- 4 – Strongly agree
- 3 – Agree
- 2 – Neutral
- 1 – Disagree
- 0 – Strongly disagree

10. Teachers inform you about your expected competencies, course outcomes and programme outcomes.

- 4 – Every time
- 3 – Usually
- 2 – Occasionally/Sometimes
- 1 – Rarely
- 0 – Never

11. Your mentor does a necessary follow-up with an assigned task to you.

- 4 – Every time
- 3 – Usually
- 2 – Occasionally/Sometimes
- 1 – Rarely
- 0 – I don't have a mentor

12. The teachers illustrate the concepts through examples and applications.

- 4 – Every time
- 3 – Usually
- 2 – Occasionally/Sometimes
- 1 – Rarely
- 0 – Never

13. The teachers identify your strengths and encourage you with providing right level of challenges.

- 4 – Fully
- 3 – Reasonably
- 2 – Partially
- 1 – Slightly
- 0 – Unable to

14. Teachers are able to identify your weaknesses and help you to overcome them.

- 4 – Every time
- 3 – Usually
- 2 – Occasionally/Sometimes
- 1 – Rarely
- 0 – Never

15. The institution makes effort to engage students in the monitoring, review and continuous quality improvement of the teaching learning process.

- ~~4~~ – Strongly agree
- 3 – Agree
- 2 – Neutral
- 1 – Disagree
- 0 – Strongly disagree

16. The institute/ teachers use student centric methods, such as experiential learning, participative learning and problem solving methodologies for enhancing learning experiences.

- ~~4~~ – To a great extent
- 3 – Moderate
- 2 – Some what
- 1 – Very little
- 0 – Not at all

17. Teachers encourage you to participate in extracurricular activities.

- 4 – Strongly agree
- ~~3~~ – Agree
- 2 – Neutral
- 1 – Disagree
- 0 – Strongly disagree

18. Efforts are made by the institute/ teachers to inculcate soft skills, life skills and employability skills to make you ready for the world of work.

- ~~4~~ – To a great extent
- 3 – Moderate
- 2 – Some what
- 1 – Very little
- 0 – Not at all

19. What percentage of teachers use ICT tools such as LCD projector, Multimedia, etc. while teaching.

- ~~4~~ – Above 90%
- 3 – 70 – 89%
- 2 – 50 – 69%
- 1 – 30 – 49%

20. The overall quality of teaching-learning process in your institute is very good.

- ~~4~~ – Strongly agree
- 3 – Agree
- 2 – Neutral
- 1 – Disagree
- 0 – Strongly disagree

21. Give three observation / suggestions to improve the overall teaching – learning experience in your institution.

- a) Prioritizing student relationships
- b) Recording lessons
- c) Reflecting on teaching, empowering parents



Nimra College of Pharmacy

Estd By : Nimra Educational Society (A Muslim Minority Society)
Approved by Pharmacy Council of India (PCI), New Delhi.
Affiliated to JNTU, Kakinada, Permitted by Govt. of A.P.
E-mail : principalncp@yahoo.in Website : www.nimra.in



Student Satisfaction Survey

Key Indicator - 2.7.1

Under Criterion II of Teaching – Learning and Evaluation

Guidelines for Students

NAAC (National Assessment and accreditation council) is conducting a Student Satisfaction Survey regarding Teaching – Learning and Evaluation, which will help to upgrade the quality in higher education. A student will have to respond to all the questions given in the following format with her/his sincere effort and thought. Her/his identity will not be revealed.

A) Please confirm this is the first and only time you answer this survey.

a) Yes b) No

B) Age: 20

C) College Name: Nimra college of pharmacy.

D) Gender: a) Female b) Male c) Transgender

E) What degree program are you pursuing now?

a) Bachelor's b) Master's c) MPhil

d) Doctorate e) Other () B. pharmacy

F) What subject area are you currently pursuing?

a) Arts b) Commerce c) Science

d) Professional e) Other: () B. pharmacy.

Instructions to fill the questionnaire

- All questions should be compulsorily attempted.
- Each question has five responses, choose the most appropriate one.
- The response to the qualitative question no. 21 is student's opportunity to give suggestions or improvements; she/he can also mention weaknesses of the institute here. (Kindly restrict your response to teaching learning process only)

Criterion II – Teaching–Learning and Evaluation
Student Satisfaction Survey on Teaching Learning Process

Following are questions for online student satisfaction survey regarding teaching learning process.

1. How much of the syllabus was covered in the class?
 - 4 – 85 to 100%
 - 3 – 70 to 84%
 - 2 – 55 to 69%
 - 1 – 30 to 54%
 - 0 – Below 30%
2. How well did the teachers prepare for the classes?
 - 4 – Thoroughly
 - 3 – Satisfactorily
 - 2 – Poorly
 - 1 – Indifferently
 - 0 – Won't teach at all
3. How well were the teachers able to communicate?
 - 4 – Always effective
 - 3 – Sometimes effective
 - 2 – Just satisfactorily
 - 1 – Generally ineffective
 - 0 – Very poor communication
4. The teacher's approach to teaching can best be described as
 - 4 – Excellent
 - 3 – Very good
 - 2 – Good
 - 1 – Fair
 - 0 – Poor
5. Fairness of the internal evaluation process by the teachers.
 - 4 – Always fair
 - 3 – Usually fair
 - 2 – Sometimes unfair
 - 1 – Usually unfair
 - 0 – Unfair
6. Was your performance in assignments discussed with you?
 - 4 – Every time
 - 3 – Usually
 - 2 – Occasionally/Sometimes
 - 1 – Rarely
 - 0 – Never
7. The institute takes active interest in promoting internship, student exchange, field visit opportunities for students.
 - 4 – Regularly
 - 3 – Often
 - 2 – Sometimes
 - 1 – Rarely
 - 0 – Never

8. The teaching and mentoring process in your institution facilitates you in cognitive, social and emotional growth.

4 – Significantly

3 – Very well

2 – Moderately

1 – Marginally

0 – Not at all

9. The institution provides multiple opportunities to learn and grow.

4 – Strongly agree

3 – Agree

2 – Neutral

1 – Disagree

0 – Strongly disagree

10. Teachers inform you about your expected competencies, course outcomes and programme outcomes.

4 – Every time

3 – Usually

2 – Occasionally/Sometimes

1 – Rarely

0 – Never

11. Your mentor does a necessary follow-up with an assigned task to you.

4 – Every time

3 – Usually

2 – Occasionally/Sometimes

1 – Rarely

0 – I don't have a mentor

12. The teachers illustrate the concepts through examples and applications.

4 – Every time

3 – Usually

2 – Occasionally/Sometimes

1 – Rarely

0 – Never

13. The teachers identify your strengths and encourage you with providing right level of challenges.

4 – Fully

3 – Reasonably

2 – Partially

1 – Slightly

0 – Unable to

14. Teachers are able to identify your weaknesses and help you to overcome them.

4 – Every time

3 – Usually

2 – Occasionally/Sometimes

1 – Rarely

0 – Never

15. The institution makes effort to engage students in the monitoring, review and continuous quality improvement of the teaching learning process.

- 4 – Strongly agree
- 3 – Agree
- 2 – Neutral
- 1 – Disagree
- 0 – Strongly disagree

16. The institute/ teachers use student centric methods, such as experiential learning, participative learning and problem solving methodologies for enhancing learning experiences.

- 4 – To a great extent
- 3 – Moderate
- 2 – Some what
- 1 – Very little
- 0 – Not at all

17. Teachers encourage you to participate in extracurricular activities.

- 4 – Strongly agree
- 3 – Agree
- 2 – Neutral
- 1 – Disagree
- 0 – Strongly disagree

18. Efforts are made by the institute/ teachers to inculcate soft skills, life skills and employability skills to make you ready for the world of work.

- 4 – To a great extent
- 3 – Moderate
- 2 – Some what
- 1 – Very little
- 0 – Not at all

19. What percentage of teachers use ICT tools such as LCD projector, Multimedia, etc. while teaching.

- 4 – Above 90%
- 3 – 70 – 89%
- 2 – 50 – 69%
- 1 – 30 – 49%

20. The overall quality of teaching-learning process in your institute is very good.

- 4 – Strongly agree
- 3 – Agree
- 2 – Neutral
- 1 – Disagree
- 0 – Strongly disagree

21. Give three observation / suggestions to improve the overall teaching – learning experience in your institution.

- a) Reflecting on teaching_ empowering parents .
- b) Prioritizing student relationships
- c) Recording lessons .



Nimra College of Pharmacy

Estd By : Nimra Educational Society (A Muslim Minority Society)
Approved by Pharmacy Council of India (PCI), New Delhi.
Affiliated to JNTU, Kakinada, Permitted by Govt. of A.P.
E-mail : principalncp@yahoo.in Website : www.nimra.in



Student Satisfaction Survey

Key Indicator - 2.7.1

Under Criterion II of Teaching – Learning and Evaluation

Guidelines for Students

NAAC (National Assessment and accreditation council) is conducting a Student Satisfaction Survey regarding Teaching – Learning and Evaluation, which will help to upgrade the quality in higher education. A student will have to respond to all the questions given in the following format with her/his sincere effort and thought. Her/his identity will not be revealed.

A) Please confirm this is the first and only time you answer this survey.

a) Yes b) No

B) Age: 22

C) College Name:

Nimra college of pharmacy.

D) Gender: a) Female b) Male c) Transgender

E) What degree program are you pursuing now?

a) Bachelor's b) Master's c) MPhil
d) Doctorate e) Other ()

F) What subject area are you currently pursuing?

a) Arts b) Commerce c) Science
d) Professional e) Other: (B.pharmacy.)

Instructions to fill the questionnaire

- All questions should be compulsorily attempted.
- Each question has five responses, choose the most appropriate one.
- The response to the qualitative question no. 21 is student's opportunity to give suggestions or improvements; she/he can also mention weaknesses of the institute here. (Kindly restrict your response to teaching learning process only)

Criterion II – Teaching–Learning and Evaluation
Student Satisfaction Survey on Teaching Learning Process

Following are questions for online student satisfaction survey regarding teaching learning process.

1. How much of the syllabus was covered in the class?
 - 4 – 85 to 100%
 - 3 – 70 to 84% ✓
 - 2 – 55 to 69%
 - 1– 30 to 54%
 - 0 –Below 30%
2. How well did the teachers prepare for the classes?
 - 4 –Thoroughly
 - 3 – Satisfactorily ✓
 - 2 – Poorly
 - 1 – Indifferently
 - 0 – Won't teach at all
3. How well were the teachers able to communicate?
 - 4 – Always effective ✓
 - 3 – Sometimes effective
 - 2 – Just satisfactorily
 - 1– Generally ineffective
 - 0– Very poor communication
4. The teacher's approach to teaching can best be described as
 - 4– Excellent
 - 3 – Very good ✓
 - 2 – Good
 - 1 – Fair
 - 0– Poor
5. Fairness of the internal evaluation process by the teachers.
 - 4 – Always fair
 - 3 – Usually fair ✓
 - 2 – Sometimes unfair
 - 1 – Usually unfair
 - 0– Unfair
6. Was your performance in assignments discussed with you?
 - 4 – Every time ✓
 - 3 – Usually
 - 2 – Occasionally/Sometimes
 - 1 – Rarely
 - 0– Never
7. The institute takes active interest in promoting internship, student exchange, field visit opportunities for students.
 - 4 – Regularly
 - 3 – Often ✓
 - 2 – Sometimes
 - 1 – Rarely
 - 0– Never

8. The teaching and mentoring process in your institution facilitates you in cognitive, social and emotional growth.

4 – Significantly

3 – Very well ✓

2 – Moderately

1 – Marginally

0 – Not at all

9. The institution provides multiple opportunities to learn and grow.

4 – Strongly agree

3 – Agree ✓

2 – Neutral

1 – Disagree

0 – Strongly disagree

10. Teachers inform you about your expected competencies, course outcomes and programme outcomes.

4 – Every time ✓

3 – Usually

2 – Occasionally/Sometimes

1 – Rarely

0 – Never

11. Your mentor does a necessary follow-up with an assigned task to you.

4 – Every time

3 – Usually ✓

2 – Occasionally/Sometimes

1 – Rarely

0 – I don't have a mentor

12. The teachers illustrate the concepts through examples and applications.

4 – Every time

3 – Usually

2 – Occasionally/Sometimes ✓

1 – Rarely

0 – Never

13. The teachers identify your strengths and encourage you with providing right level of challenges.

4 – Fully

3 – Reasonably ✓

2 – Partially

1 – Slightly

0 – Unable to

14. Teachers are able to identify your weaknesses and help you to overcome them.

4 – Every time ✓

3 – Usually

2 – Occasionally/Sometimes

1 – Rarely

0 – Never

15. The institution makes effort to engage students in the monitoring, review and continuous quality improvement of the teaching learning process.

- 4 – Strongly agree ✓
- 3 – Agree
- 2 – Neutral
- 1 – Disagree
- 0 – Strongly disagree

16. The institute/ teachers use student centric methods, such as experiential learning, participative learning and problem solving methodologies for enhancing learning experiences.

- 4 – To a great extent ✓
- 3 – Moderate
- 2 – Some what
- 1 – Very little
- 0 – Not at all

17. Teachers encourage you to participate in extracurricular activities.

- 4 – Strongly agree
- 3 – Agree ✓
- 2 – Neutral
- 1 – Disagree
- 0 – Strongly disagree

18. Efforts are made by the institute/ teachers to inculcate soft skills, life skills and employability skills to make you ready for the world of work.

- 4 – To a great extent
- 3 – Moderate ✓
- 2 – Some what
- 1 – Very little
- 0 – Not at all

19. What percentage of teachers use ICT tools such as LCD projector, Multimedia, etc. while teaching.

- 4 – Above 90%
- 3 – 70 – 89% ✓
- 2 – 50 – 69%
- 1 – 30 – 49%

20. The overall quality of teaching-learning process in your institute is very good.

- 4 – Strongly agree
- 3 – Agree ✓
- 2 – Neutral
- 1 – Disagree
- 0 – Strongly disagree

21. Give three observation / suggestions to improve the overall teaching – learning experience in your institution.

- a) building relationship.
- b) Teachers can provide actionable strategy to help grow
- c) Teachers can reward on student strength.



Nimra College of Pharmacy

Estd By : Nimra Educational Society (A Muslim Minority Society)
Approved by Pharmacy Council of India (PCI), New Delhi.
Affiliated to JNTU, Kakinada, Permitted by Govt. of A.P.
E-mail : principalncp@yahoo.in Website : www.nimra.in



Student Satisfaction Survey

Key Indicator - 2.7.1

Under Criterion II of Teaching – Learning and Evaluation

Guidelines for Students

NAAC (National Assessment and accreditation council) is conducting a Student Satisfaction Survey regarding Teaching – Learning and Evaluation, which will help to upgrade the quality in higher education. A student will have to respond to all the questions given in the following format with her/his sincere effort and thought. Her/his identity will not be revealed.

A) Please confirm this is the first and only time you answer this survey.

a) Yes b) No

B) Age: 21 C) College Name: Nimra College of Pharmacy

D) Gender: a) Female b) Male c) Transgender

E) What degree program are you pursuing now?

a) Bachelor's b) Master's c) MPhil
d) Doctorate e) Other ()

F) What subject area are you currently pursuing?

a) Arts b) Commerce c) Science
d) Professional e) Other: ()

Instructions to fill the questionnaire

- All questions should be compulsorily attempted.
- Each question has five responses, choose the most appropriate one.
- The response to the qualitative question no. 21 is student's opportunity to give suggestions or improvements; she/he can also mention weaknesses of the institute here. (Kindly restrict your response to teaching learning process only)

Criterion II – Teaching–Learning and Evaluation
Student Satisfaction Survey on Teaching Learning Process

Following are questions for online student satisfaction survey regarding teaching learning process.

1. How much of the syllabus was covered in the class?
 - 4 – 85 to 100%
 - 3 – 70 to 84%
 - 2 – 55 to 69%
 - 1 – 30 to 54%
 - 0 – Below 30%
2. How well did the teachers prepare for the classes?
 - 4 – Thoroughly
 - 3 – Satisfactorily
 - 2 – Poorly
 - 1 – Indifferently
 - 0 – Won't teach at all
3. How well were the teachers able to communicate?
 - 4 – Always effective
 - 3 – Sometimes effective
 - 2 – Just satisfactorily
 - 1 – Generally ineffective
 - 0 – Very poor communication
4. The teacher's approach to teaching can best be described as
 - 4 – Excellent
 - 3 – Very good
 - 2 – Good
 - 1 – Fair
 - 0 – Poor
5. Fairness of the internal evaluation process by the teachers.
 - 4 – Always fair
 - 3 – Usually fair
 - 2 – Sometimes unfair
 - 1 – Usually unfair
 - 0 – Unfair
6. Was your performance in assignments discussed with you?
 - 4 – Every time
 - 3 – Usually
 - 2 – Occasionally/Sometimes
 - 1 – Rarely
 - 0 – Never
7. The institute takes active interest in promoting internship, student exchange, field visit opportunities for students.
 - 4 – Regularly
 - 3 – Often
 - 2 – Sometimes
 - 1 – Rarely
 - 0 – Never

8. The teaching and mentoring process in your institution facilitates you in cognitive, social and emotional growth.

- 4 – Significantly
- 3 – Very well
- 2 – Moderately
- 1 – Marginally
- 0 – Not at all

9. The institution provides multiple opportunities to learn and grow.

- 4 – Strongly agree
- 3 – Agree
- 2 – Neutral
- 1 – Disagree
- 0 – Strongly disagree

10. Teachers inform you about your expected competencies, course outcomes and programme outcomes.

- 4 – Every time
- 3 – Usually
- 2 – Occasionally/Sometimes
- 1 – Rarely
- 0 – Never

11. Your mentor does a necessary follow-up with an assigned task to you.

- 4 – Every time
- 3 – Usually
- 2 – Occasionally/Sometimes
- 1 – Rarely
- 0 – I don't have a mentor

12. The teachers illustrate the concepts through examples and applications.

- 4 – Every time
- 3 – Usually
- 2 – Occasionally/Sometimes
- 1 – Rarely
- 0 – Never

13. The teachers identify your strengths and encourage you with providing right level of challenges.

- 4 – Fully
- 3 – Reasonably
- 2 – Partially
- 1 – Slightly
- 0 – Unable to

14. Teachers are able to identify your weaknesses and help you to overcome them.

- 4 – Every time
- 3 – Usually
- 2 – Occasionally/Sometimes
- 1 – Rarely
- 0 – Never

15. The institution makes effort to engage students in the monitoring, review and continuous quality improvement of the teaching learning process.

- 4 – Strongly agree
- 3 – Agree
- 2 – Neutral
- 1 – Disagree
- 0 – Strongly disagree

16. The institute/ teachers use student centric methods, such as experiential learning, participative learning and problem solving methodologies for enhancing learning experiences.

- 4 – To a great extent
- 3 – Moderate
- 2 – Some what
- 1 – Very little
- 0 – Not at all

17. Teachers encourage you to participate in extracurricular activities.

- 4 – Strongly agree
- 3 – Agree
- 2 – Neutral
- 1 – Disagree
- 0 – Strongly disagree

18. Efforts are made by the institute/ teachers to inculcate soft skills, life skills and employability skills to make you ready for the world of work.

- 4 – To a great extent
- 3 – Moderate
- 2 – Some what
- 1 – Very little
- 0 – Not at all

19. What percentage of teachers use ICT tools such as LCD projector, Multimedia, etc. while teaching.

- 4 – Above 90%
- 3 – 70 – 89%
- 2 – 50 – 69%
- 1 – 30 – 49%

20. The overall quality of teaching-learning process in your institute is very good.

- 4 – Strongly agree
- 3 – Agree
- 2 – Neutral
- 1 – Disagree
- 0 – Strongly disagree

21. Give three observation / suggestions to improve the overall teaching – learning experience in your institution.

- a) Make teaching in two way interact
- b) Say no to Assignment Stress
- c) Try to reach every student and ask for little doubt